



BRIDGE ST BRIDGE REPLACEMENT TEMPORARY SHORING CALCULATIONS

ODOT DISTRICT 11

DECEMBER 19, 2025



Engineers, Surveyors, Planners, Scientists
5500 New Albany Rd., Columbus, OH 43054
p. 614.775.4500 f. 614.775.4800
emht.com

2023-0339

Temporary Shoring 1 at Rear Abutment

Soil Properties Based off of Boring B-002-0-24

Top of Wall Elevation = 943.477 ft
 Bottom of Wall Elevation = 931.28 ft
 Water Table Elevation = 935.2
 H (design) = 12.197 ft
 Su = 0 psf (Conservative)
 Gamma = 125 pcf
 Submerged Gamma = 145 pcf
 Backslope Angle = 0
 Piling Spacing S = 0 ft
 ka1 = 0.42173
 ka2 = 0.42173
 Water Density = 62.4 pcf
 Surcharge Load Equivalent Height = 2

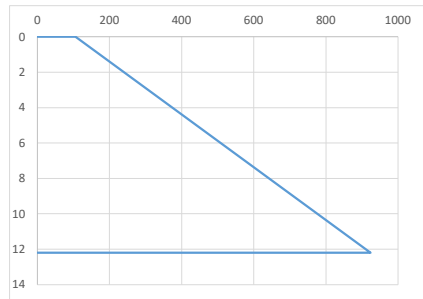
AASHTO LRFD Load Factors

Reference Tbl. 3.4.1-1 & 3.4.1-2

Limit State	EH	LL	WA
Service I	1.00	1.00	1.00
Strength I	1.50	1.75	1.00

Load Pressure Calculations

Limit State	Depth Below Head (ft)	EH	LL	WA	
Top of Wall	0.00	0.00	105.43	0.00	psf
Water Table	8.28	436.33	105.43	0.00	psf
Bottom of Wall	12.20	572.89	105.43	244.61	psf



PYWALL Unifromly Distributed Load (LL Surcharge) Inputs

Location	Service I Min (lbs/in)	Strength I Max (lbs/in)
Top of Wall	250.00	291.67
Bottom of Wall	250.00	291.67

Note: Pywall uses a active earth modification factor, for service case it is 1 but for strength case it is 1.5 and it multiplies surcharge load by 1.5 by default so to get around this in strength case surcharge load needs to be multiplied by 1.75/1.5.

SOIL LAYER SETUP FOR PYWALL

No	Type	Depth at Top of the Layer	Depth at Bottom of Layer	Friction angle Φ	Unit Weight	Cohesive Strength	E50	K (py) (pci)	Pressure coefficient
1	Stiff Clay W/O Free	-0.22	3.28	24.00	124.00	750	0.015	80	0.421730222
2	Stiff Clay W/O Free	3.28	8.28	-	124.00	750	0.015	80	0.421730222
3	Stiff Clay W/O Free	8.28	11.28	-	122.00	250	0.030	15	0.421730222
4	Sand (Reese)	11.28	12.20	-	122.00	250.00	0.030	15.00	0.421730222
5	Sand (Reese)	12.20	14.28	28.00	110.00	-	-	20	
6	Stiff Clay W/O Free	14.28	18.78	28.00	110.00	-	-	20	
7	Stiff Clay W/O Free	18.78	23.28	-	124.00	750	0.015	80	
8	Stiff Clay W/O Free	23.28	33.28	-	126.00	1500	0.010	350	
9	Stiff Clay W/O Free	33.28	49.78	-	131.00	4500	0.004	1500	

PYWALL results

SHEET PILE
 SECTION = PZ 40
 Depth = 40.10 ft
 Service Level Deflection = 3.170 in
 Strength Level Deflection = 7.403 in
 Max Strength I Moment Above Excavation Line = 58.775 kip-ft
 Max Strength I Moment Below Excavation Line = 227.8333 kip-ft
 Max Strength I Shear = 30.500 kips
 < OK 3.659 in 86.63332513
 < OK 373.49 k-ft
 < OK 373.49 k-ft
 < OK 127.2524 kips (LRFD Section 6.10.9.2)

Temporary Shoring 2 at Southwest Wingwall

Soil Properties Based off of Boring B-002-O-24

Top of Wall Elevation = 942.81 ft
Bottom of Wall Elevation = 931.28 ft
Water Table Elevation = 935.2 ft
H (design) = 11.53 ft
Su = 0 psf (Conservative)
Gamma = 124 pcf
Saturated Gamma = 145 pcf
Backslope Angle = 0
Sheet Pile Width = 1.640833 ft
ka1 = 0.42173
ka2 = 0.42173
Water Density = 62.4 pcf
Surcharge Load Equivalent Height = 0

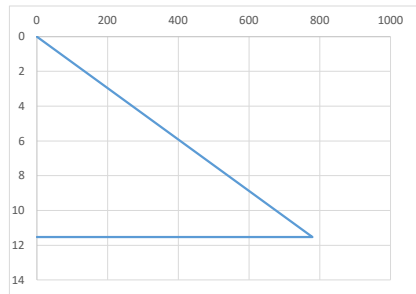
AASHTO LRFD Load Factors

Reference Tbl. 3.4.1-1 & 3.4.1-2

Limit State	EH	LL	WA
Service I	1.00	1.00	1.00
Strength I	1.50	1.75	1.00

Load Pressure Calculations

Limit State	Depth Below Head (ft)	EH	LL	WA
Top of Wall	0.00	0.00	0.00	0.00
Water Table	7.61	397.96	0.00	0.00
Bottom of Wall	11.53	534.51	0.00	244.61



PYWALL Unifromly Distributed Load (LL Surcharge) Inputs

Location	Service I Min (lbs/in)	Strength I Max (lbs/in)
Top of Wall	0.00	0.00
Bottom of Wall	0.00	0.00

Note: Pywall uses a active earth modification factor, for service case it is 1 but for strength case it is 1.5 and it multiplies surcharge load by 1.5 by default so to get around this in strength case surcharge load needs to be multiplied by 1.75/1.5.

SOIL LAYER SETUP FOR PYWALL

No	Type	Depth at Top of the Layer	Depth at Bottom of Layer	Friction angle Φ	Unit Weight	Cohesive Strength	E50	K (py) (pci)	Pressure coefficient
1	Stiff Clay W/O Free	-0.89	2.61	24.00	124.00	750	0.015	80	0.421730222
2	Stiff Clay W/O Free	2.61	7.61	-	124.00	750	0.015	80	0.421730222
3	Stiff Clay W/O Free	7.61	10.61	-	122.00	250	0.030	15	0.421730222
4	Sand (Reese)	10.61	11.53	28.00	110.00	-	-	20	0.421730222
5	Sand (Reese)	11.53	13.61	28.00	110.00	-	-	20	
6	Sand (Reese)	13.61	18.11	28.00	110.00	-	-	20.00	
7	Stiff Clay W/O Free	18.11	22.61	-	124.00	750.00	0.015	80.000	
8	Stiff Clay W/O Free	22.61	32.61	-	126.00	1500.00	0.010	350.000	
9	Stiff Clay W/O Free	32.61	49.11	-	131.00	4500.00	0.004	1500.000	
10									

PYWALL results

SECTION = PZ 40

Depth = 40.00 ft

Service Level Deflection = 1.520 in

Strength Level Deflection = 3.514 in

< OK 2.7672 "

Max Strength I Moment Above Excavation Line = 30.94167 kip-ft

Max Strength I Moment Below Excavation Line = 133 kip-ft

Max Strength I Shear = 17.200 kips

< OK 373.49 k-ft

< OK 373.49 k-ft

< OK 127.2524 kips (LRFD Section 6.10.9.2)

Temporary Shoring 3 at FWD Abutment

Soil Properties Based off of Boring B-001-O-24

Top of Wall Elevation = 939.987 ft
 Bottom of Wall Elevation = 928 ft
 Water Table Elevation = 923.8 ft
 H (design) = 11.99 ft
 Su = psf (Conservative)
 Gamma = 125 pcf
 Backslope Angle = 0
 Piling Spacing S = 0 ft
 ka1 = 0.42173
 ka2 = 0.42173
 Water Density = 62.4 pcf
 Surcharge Load Equivalent Height = 2

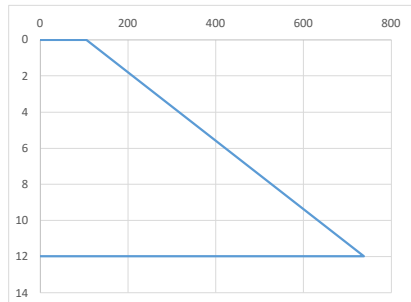
AASHTO LRFD Load Factors

Reference Tbl. 3.4.1-1 & 3.4.1-2

Limit State	EH	LL	WA
Service I	1.00	1.00	1.00
Strength I	1.50	1.75	1.00

Load Pressure Calculations

Limit State	Depth Below Head (ft)	EH	LL	WA
Top of Wall	0.00	0.00	105.43	0.00
Water Table	16.19	853.32	105.43	0.00
Bottom of Wall	11.99	631.91	105.43	0.00



PYWALL Unifromly Distributed Load (LL Surcharge) Inputs

Location	Service I Min (lbs/in)	Strength I Max (lbs/in)
Top of Wall	250.00	291.67
Bottom of Wall	250.00	291.67

Note: Pywall uses a active earth modification factor, for service case it is 1 but for strength case it is 1.5 and it multiplies surcharge load by 1.5 by default so to get around this in strength case surcharge load needs to be multiplied by 1.75/1.5.

SOIL LAYER SETUP FOR PYWALL

No	Type	Depth at Top of the Layer	Depth at Bottom of Layer	Friction angle ϕ	Unit Weight	Cohesive Strength	K (py) (pcf)	E50	Pressure coefficient
1	Stiff Clay W/O Free	0.19	6.19	24.00	124.00	750	80	0.015	0.421730222
2	Sand (Reese)	6.19	11.99	28.00	110.00	-	25	-	0.421730222
3	Sand (Reese)	11.99	24.38	28.00	110.00	-	25	-	-
5	Stiff Clay With Free Water	24.38	33.69	-	126.00	1500	350	0.010	-
7	Stiff Clay With Free Water	33.69	38.69	-	131.00	4500	1500	0.004	-

PYWALL results

SHEET PILE

SECTION = PZ 27
 Depth = 36 ft
 Service Level Deflection = 3.215 in
 Strength Level Deflection = 7.721 in

< OK 3.5961 in

Max Strength I Moment Above Excavation Line = 33.49167 kip-ft
 Max Strength I Moment Below Excavation Line = 124.1667 kip-ft
 Max Strength I Shear = 15.150 kips

< OK 169.88 k-ft
 < OK 169.88 k-ft
 < OK 87 kips (LRFD Section 6.10.9.2)

=====

PYWALL for Windows, Version 2022.7.5

Serial Number : 447597562

A Program for the Analysis of
Flexible Retaining Walls
(c) Copyright ENSOFT, Inc., 1987-2022
All Rights Reserved

=====

This program is licensed to :

EMHT Inc.
New Albany, OH, USA

Path to file locations : J:\20230339\ODOT\07_D11 Bridge
St_Bowerston\120494\400-Engineering\Structures\SFN_3431790\EngData\17_Temp
Shoring\Stage 3 Design\PYWALL\
Name of input data file : Temp Shoring_RA Service with water.py7d
Name of output file : Temp Shoring_RA Service with water.py7o
Name of plot output file : Temp Shoring_RA Service with water.py7p

Time and Date of Analysis

Date: December 19, 2025 Time: 10:54:57

New Wall

* PROGRAM CONTROL PARAMETERS *

NO OF POINTS FOR SPECIFIED DEFLECTIONS AND SLOPES	=	0
NO OF WALL SECTIONS	=	1
NO OF CROSS SECTIONS	=	1
GENERATE EARTH PRESSURE INTERNALLY	=	1
GENERATE SOIL RESISTANCE (P-Y) CURVES INTERNALLY	=	1
NO OF P-Y MODIFICATION FACTORS FOR GEN. P-Y CURVES	=	0
NO OF USER-SPECIFIED SOIL RESISTANCE (P-Y) CURVES	=	0
NO OF TIE BACKS	=	0
NO OF STRUTS/RAKERS	=	0

HEIGHT OF WALL	=	40.100 FT
NUMBER OF INCREMENTS	=	100
INCREMENT LENGTH	=	4.812 IN
MAXIMUM ALLOWABLE DEFLECTION	=	100.000 IN
DEFLECTION CLOSURE TOLERANCE	=	1.000E-05 IN
MAXIMUM NUMBER OF ITERATIONS	=	100

* WALL SECTIONS *

SECT	TOP FT	BOTTOM FT	SECTION
1	0.00000	40.1000	1

* CROSS SECTIONS *

CROSS SECTION : 1
 SECTION NAME : PZ
 TYPE : ELASTIC
 CROSS SECTION TYPE : SHEET PILING
 SOURCE : USS
 SECTION NAME : PZ
 WIDTH : 19.6900 IN
 DEPTH : 16.1000 IN
 WEB THICKNESS : 0.50000 IN
 YOUNG MODULUS : 2.90000E+07 LBS/IN**2

* CROSS SECTIONS PROPERTIES *

ELASTIC SECTIONS

SECT	DIAM, IN	I, IN**4
1	19.6900	805.400

* STIFFNESS AND LOAD DATA *

EI - FLEXURAL RIGIDITY, Q - TRANSVERSE LOAD,
 S - STIFFNESS OF TRANSVERSE RESISTANCE,
 T - TORQUE, P - AXIAL LOAD,
 R - STIFFNESS OF TORSIONAL RESISTANCE.

FROM	TO	CONTD	EI	Q	S	T	R	P
			LBS-IN**2	LBS	LBS/IN	IN-LBS	IN-LBS	LBS
0	1		2.336E+10	0.000E+00	0.000E+00	0.000E+00	0.000E+00	0.000E+00
100	0		2.336E+10	0.000E+00	0.000E+00	0.000E+00	0.000E+00	0.000E+00

 * WALL INFORMATION *

FREE HEIGHT OF WALL = 1.220E+01 FT
 WIDTH FOR EARTH PRESSURE, WA = 1.969E+01 IN
 WIDTH FOR SOIL RESISTANCE, WP = 1.969E+01 IN
 DEPTH TO THE WATER TABLE AT BACKFILL = 8.270E+00 FT
 DEPTH TO THE WATER TABLE AT EXCAVATION = 1.220E+01 FT
 UNIT WEIGHT OF WATER = 3.600E-02 LBS/IN**3
 SLOPE OF THE BACKFILL (deg.) = 0.000E+00
 SLOPE OF THE EXCAVATION GROUND (deg.) = 0.000E+00
 MODIFICATION FOR ACTIVE EARTH PRESSURE = 1.000E+00

 * SURCHARGE INFORMATION *

UNIFORM SURFACE PRESSURE = 1.736E+00 LBS/IN**2

 * SOIL INFORMATION *

LAYER NO.	TOTAL	COHESION/	TOTAL UNIT			
	THICKNESS	STRENGTH	PHI	WEIGHT	DRAINED	ZTOP
	FT	PSI	DEG	PCI	T OR F	FT
1	8.3	5.2	0.0	0.072	T	0.00
2	3.0	1.7	0.0	0.084	T	8.27
3	0.9	0.0	28.0	0.075	T	11.28
4	6.4	0.0	28.0	0.075	T	12.20
5	4.5	5.2	0.0	0.084	F	18.58
6	10.0	10.4	0.0	0.084	F	23.08
7	16.5	31.2	0.0	0.087	F	33.08

 * EFFECTIVE OVERBURDEN STRESS *

DEPTH FT	STRESS LBS/IN**2
0.000E+00	1.736E+00
8.270E+00	8.857E+00
1.128E+01	1.059E+01
1.220E+01	1.102E+01
1.858E+01	1.402E+01
2.308E+01	1.661E+01
3.308E+01	2.236E+01

 * ACTIVE AND PASSIVE EARTH PRESSURE COEFFICIENT *

LAYER NO.	ACTIVE EARTH COEFFICIENT	PASSIVE EARTH(*) COEFFICIENT	OPTIONAL EARTH(**) COEFFICIENT
1	1.000E+00	1.000E+00	4.217E-01
2	1.000E+00	1.000E+00	4.217E-01
3	3.610E-01	2.770E+00	4.217E-01
4	3.610E-01	2.770E+00	0.000E+00
5	1.000E+00	1.000E+00	0.000E+00
6	1.000E+00	1.000E+00	0.000E+00
7	1.000E+00	1.000E+00	0.000E+00

NOTES:

- (*) PASSIVE EARTH COEFFICIENT IS PRINTED ONLY FOR REFERENCE,
 IT IS NOT USED FOR ANALYSIS
- (**) OPTIONAL EARTH COEFFICIENT IS USED TO ESTIMATE ACTIVE PRESSURE
 IF IT IS DIFFERENT THAN ZERO

 * ACTIVE EARTH PRESSURE OF EACH LAYER *

LAYER NO	PA1 LBS/IN	Z1 FT	PA2 LBS/IN	Z2 FT	PA3 LBS/IN	Z3 FT	PA4 LBS/IN
1	72.66	4.13	149.02	5.51	0.00	-0.00	0.00
2	134.92	9.78	13.18	10.28	0.00	-0.00	0.00
3	49.30	11.74	1.01	11.89	0.00	-0.00	0.00

 * ACTIVE WATER PRESSURE OF EACH LAYER *

LAYER NO	PW1 LBS/IN	Z1 FT	PW2 LBS/IN	Z2 FT
2	0.00	9.78	23.48	10.28
3	14.36	11.74	2.19	11.89

* GENERATED TRIANGULAR-DISTRIBUTION EARTH PRESSURE

DEPTH FT	ACTIVE EARTH PRESSURE LBS/IN
-----	-----
0.00000E+00	1.44164E+01
5.01208E-01	1.80004E+01
1.00242E+00	2.15842E+01
1.50367E+00	2.51678E+01
2.00483E+00	2.87513E+01
2.50608E+00	3.23369E+01
3.00725E+00	3.59205E+01
3.50850E+00	3.95040E+01
4.00967E+00	4.30876E+01
4.51092E+00	4.66712E+01
5.01208E+00	5.02568E+01
5.51333E+00	5.38403E+01
6.01458E+00	5.74239E+01
6.51575E+00	6.10075E+01
7.01700E+00	6.45911E+01
7.51817E+00	6.81747E+01
8.01942E+00	7.17602E+01
8.52083E+00	7.68776E+01
9.02250E+00	8.35388E+01
9.52417E+00	9.02019E+01
1.00258E+01	9.68630E+01
1.05275E+01	1.03526E+02
1.10292E+01	1.10187E+02
1.15308E+01	1.16640E+02
1.20325E+01	1.22872E+02
1.25317E+01	1.11776E+02
1.30283E+01	1.11776E+02
1.35258E+01	1.11776E+02
1.40225E+01	1.11776E+02
1.45200E+01	1.11776E+02
1.50175E+01	1.11776E+02
1.55142E+01	1.11776E+02
1.60117E+01	1.11776E+02
1.65083E+01	1.11776E+02
1.70058E+01	1.11776E+02
1.75025E+01	1.11776E+02
1.80000E+01	1.11776E+02

1.84975E+01	1.11776E+02
1.89967E+01	4.53323E+01
1.94967E+01	4.53323E+01
1.99967E+01	4.53323E+01
2.04967E+01	4.53323E+01
2.09967E+01	4.53323E+01
2.14967E+01	4.53323E+01
2.19967E+01	4.53323E+01
2.24967E+01	4.53323E+01
2.29967E+01	4.53323E+01
2.34967E+01	1.11445E-08
2.39967E+01	1.13808E-08
2.44967E+01	1.16171E-08
2.49967E+01	1.18534E-08
2.54967E+01	1.20897E-08
2.59967E+01	1.23259E-08
2.64967E+01	1.25622E-08
2.69967E+01	1.27985E-08
2.74967E+01	1.30348E-08
2.79967E+01	1.32711E-08
2.84967E+01	1.35073E-08
2.89967E+01	1.37436E-08
2.94967E+01	1.39799E-08
2.99967E+01	1.42162E-08
3.04967E+01	1.44525E-08
3.09967E+01	1.46887E-08
3.14967E+01	1.49250E-08
3.19967E+01	1.51613E-08
3.24967E+01	1.53976E-08
3.29967E+01	1.56339E-08
3.34967E+01	1.58701E-08
3.39967E+01	1.61064E-08
3.44967E+01	1.63427E-08
3.49967E+01	1.65790E-08
3.54967E+01	1.68153E-08
3.59967E+01	1.70515E-08
3.64967E+01	1.72878E-08
3.69967E+01	1.75241E-08
3.74967E+01	1.77604E-08
3.79967E+01	1.79967E-08
3.84967E+01	1.82329E-08
3.89967E+01	1.84692E-08
3.94967E+01	1.87055E-08
3.99967E+01	1.89418E-08
4.00800E+01	1.89812E-08

 * SOIL LAYERS AND STRENGTH DATA *

X AT THE SURFACE OF EXCAVATION SIDE = 12.20 FT

4 LAYER(S) OF SOIL

LAYER 1

THE SOIL IS A SAND

LAYER 2

THE SOIL IS A STIFF CLAY WITHOUT FREE WATER

LAYER 3

THE SOIL IS A STIFF CLAY WITHOUT FREE WATER

LAYER 4

THE SOIL IS A STIFF CLAY WITHOUT FREE WATER

DISTRIBUTION OF EFFECTIVE UNIT WEIGHT WITH DEPTH
8 POINTS

X, FT	WEIGHT, LBS/IN**3
12.2000	3.9231E-02
18.5800	3.9231E-02
18.5800	4.7912E-02
23.0800	4.7912E-02
23.0800	4.7912E-02
33.0800	4.7912E-02
33.0800	5.0806E-02
49.5800	5.0806E-02

DISTRIBUTION OF STRENGTH PARAMETERS WITH DEPTH
8 POINTS

X, FT	C, LBS/IN**2	PHI, DEGREE	E50	KPY, LBS/IN**3
12.20	0.0000E+00	28.000	0.0000E+00	2.0000E+01
18.58	0.0000E+00	28.000	0.0000E+00	2.0000E+01
18.58	5.2083E+00	0.000	1.5000E-02	0.0000E+00
23.08	5.2083E+00	0.000	1.5000E-02	0.0000E+00
23.08	1.0417E+01	0.000	1.0000E-02	0.0000E+00
33.08	1.0417E+01	0.000	1.0000E-02	0.0000E+00
33.08	3.1250E+01	0.000	4.0000E-03	0.0000E+00
40.90	3.1250E+01	0.000	4.0000E-03	0.0000E+00

P-Y CURVES DATA

AT THE EXCAVATION SIDE

DEPTH BELOW GS	DIAM	PHI	GAMMA AVG	KPY	A	B	PC
FT	IN		LBS/IN**3	LBS/IN**3			LB /IN
0.01	19.69	28.00	3.92E-02	2.00E+01	2.82	2.13	3.34E-01

Y	P
IN	LBS/IN
0.000	0.000
0.010	0.020
0.020	0.040
0.038	0.076
0.056	0.112
0.074	0.148
0.092	0.184
0.110	0.220
0.128	0.256
0.146	0.292
0.164	0.328
0.182	0.364
0.200	0.400
0.283	0.567
0.367	0.733
0.450	0.900
0.540	0.944

P-Multiplier = 1.000E+00 Y-Multiplier = 1.000E+00

AT THE BACKFILL SIDE

DEPTH BELOW GS	DIAM	PHI	GAMMA AVG	KPY	A	B	PC
FT	IN		LBS/IN**3	LBS/IN**3			LB /IN
12.21	19.69	28.00	6.34E-02	2.00E+01	0.88	0.50	9.39E+02

Y	P
IN	LBS/IN
0.000	0.000
0.010	29.300
0.020	58.600
0.038	111.340
0.056	164.080
0.074	216.820
0.092	269.560
0.110	322.300
0.128	357.897
0.146	387.705

0.164	416.102
0.182	443.300
0.200	469.463
0.283	588.393
0.367	707.324
0.450	826.254
0.540	826.254

P-Multiplier = 1.000E+00 Y-Multiplier = 1.000E+00

AT THE EXCAVATION SIDE

DEPTH BELOW GS FT	DIAM IN	PHI	GAMMA AVG LBS/IN**3	KPY LBS/IN**3	A	B	PC LB /IN
1.59	19.69	28.00	3.92E-02	2.00E+01	1.71	1.23	6.39E+01

Y IN	P LBS/IN
0.000	0.000
0.010	3.828
0.020	7.656
0.038	14.546
0.056	21.437
0.074	28.327
0.092	35.218
0.110	42.108
0.128	48.998
0.146	55.889
0.164	62.779
0.182	69.670
0.200	76.560
0.283	88.742
0.367	98.944
0.450	109.146
0.540	109.146

P-Multiplier = 1.000E+00 Y-Multiplier = 1.000E+00

AT THE BACKFILL SIDE

DEPTH BELOW GS FT	DIAM IN	PHI	GAMMA AVG LBS/IN**3	KPY LBS/IN**3	A	B	PC LB /IN
13.80	19.69	28.00	6.06E-02	2.00E+01	0.88	0.50	1.00E+03

Y IN	P LBS/IN
---------	-------------

0.000	0.000
0.010	33.108
0.020	66.216
0.038	125.810
0.056	185.405
0.074	244.999
0.092	304.594
0.110	348.507
0.128	382.145
0.146	413.972
0.164	444.294
0.182	473.335
0.200	501.269
0.283	628.258
0.367	755.246
0.450	882.234
0.540	882.234

P-Multiplier = 1.000E+00 Y-Multiplier = 1.000E+00

AT THE EXCAVATION SIDE

DEPTH BELOW GS	DIAM	PHI	GAMMA AVG	KPY	A	B	PC
FT	IN		LBS/IN**3	LBS/IN**3			LB /IN
3.19	19.69	28.00	3.92E-02	2.00E+01	1.03	0.68	1.28E+02

Y	P
IN	LBS/IN
0.000	0.000
0.010	7.656
0.020	15.312
0.038	29.093
0.056	42.874
0.074	56.654
0.092	62.435
0.110	67.287
0.128	71.696
0.146	75.758
0.164	79.538
0.182	83.084
0.200	86.432
0.283	101.515
0.367	116.598
0.450	131.681
0.540	131.681

P-Multiplier = 1.000E+00 Y-Multiplier = 1.000E+00

AT THE BACKFILL SIDE

DEPTH BELOW GS	DIAM	PHI	GAMMA AVG	KPY	A	B	PC
FT	IN		LBS/IN**3	LBS/IN**3			LB /IN
15.39	19.69	28.00	5.84E-02	2.00E+01	0.88	0.50	1.07E+03

Y	P
IN	LBS/IN
0.000	0.000
0.010	36.936
0.020	73.872
0.038	140.357
0.056	206.842
0.074	273.326
0.092	332.569
0.110	370.737
0.128	406.521
0.146	440.378
0.164	472.633
0.182	503.527
0.200	533.243
0.283	668.331
0.367	803.420
0.450	938.508
0.540	938.508

P-Multiplier = 1.000E+00 Y-Multiplier = 1.000E+00

AT THE EXCAVATION SIDE

DEPTH BELOW GS	DIAM	PHI	GAMMA AVG	KPY	A	B	PC
FT	IN		LBS/IN**3	LBS/IN**3			LB /IN
4.79	19.69	28.00	3.92E-02	2.00E+01	0.88	0.51	1.92E+02

Y	P
IN	LBS/IN
0.000	0.000
0.012	13.591
0.024	27.183
0.041	37.897
0.059	46.855
0.077	54.778
0.094	61.991
0.112	68.676
0.129	74.947
0.147	80.882

0.165	86.536
0.182	91.951
0.200	97.159
0.283	121.321
0.367	145.484
0.450	169.647
0.540	169.647

P-Multiplier = 1.000E+00 Y-Multiplier = 1.000E+00

AT THE BACKFILL SIDE

DEPTH BELOW GS	DIAM	PHI	GAMMA AVG	KPY	A	B	PC
FT	IN		LBS/IN**3	LBS/IN**3			LB /IN
16.98	19.69	28.00	5.66E-02	2.00E+01	0.88	0.50	1.13E+03

Y	P
IN	LBS/IN
0.000	0.000
0.010	40.764
0.020	81.528
0.038	154.903
0.056	228.278
0.074	301.654
0.092	352.510
0.110	392.967
0.128	430.896
0.146	466.784
0.164	500.973
0.182	533.719
0.200	565.217
0.283	708.405
0.367	851.594
0.450	994.782
0.540	994.782

P-Multiplier = 1.000E+00 Y-Multiplier = 1.000E+00

AT THE EXCAVATION SIDE

DEPTH BELOW GS	DIAM	PHI	GAMMA AVG	KPY	A	B	PC
FT	IN		LBS/IN**3	LBS/IN**3			LB /IN
6.37	19.69	28.00	3.92E-02	2.00E+01	0.88	0.50	2.55E+02

Y	P
IN	LBS/IN

0.000	0.000
0.011	16.485
0.022	32.971
0.039	47.572
0.057	59.701
0.075	70.408
0.093	80.153
0.111	89.185
0.129	97.663
0.146	105.690
0.164	113.341
0.182	120.673
0.200	127.728
0.283	160.086
0.367	192.444
0.450	224.802
0.540	224.802

P-Multiplier = 1.000E+00 Y-Multiplier = 1.000E+00

AT THE BACKFILL SIDE

DEPTH BELOW GS FT	DIAM IN	PHI	GAMMA AVG LBS/IN**3	KPY LBS/IN**3	A	B	PC LB /IN
18.57	19.69	28.00	5.51E-02	2.00E+01	0.88	0.50	1.19E+03

Y IN	P LBS/IN
0.000	0.000
0.010	44.572
0.020	89.144
0.038	169.374
0.056	249.603
0.074	326.181
0.092	372.347
0.110	415.080
0.128	455.144
0.146	493.051
0.164	529.164
0.182	563.753
0.200	597.024
0.283	748.270
0.367	899.516
0.450	1050.762
0.540	1050.762

P-Multiplier = 1.000E+00 Y-Multiplier = 1.000E+00

AT THE EXCAVATION SIDE

DEPTH BELOW GS	DIAM	C	CAVG	GAMMA AVG	E50
FT	IN	LBS/IN**2	LBS/IN**2	LBS/IN**3	
6.39	19.690	5.21E+00	5.21E+00	3.92E-02	1.5000E-02

Y	P
IN	LBS/IN
0.00000	0.00000
0.00007	14.86485
0.00036	22.22814
0.00072	26.43386
0.00360	39.52785
0.00720	47.00680
0.03600	70.29156
0.07200	83.59122
0.18000	105.11039
0.36000	124.99803
0.54000	138.33306
0.72000	148.64855
1.80000	186.91565
3.60000	222.28142
7.20000	264.33865
8.10000	264.33865
9.00000	264.33865

P-Multiplier = 1.000E+00 Y-Multiplier = 1.000E+00

AT THE BACKFILL SIDE

DEPTH BELOW GS	DIAM	C	CAVG	GAMMA AVG	E50
FT	IN	LBS/IN**2	LBS/IN**2	LBS/IN**3	
18.59	19.690	5.21E+00	5.21E+00	5.51E-02	1.5000E-02

Y	P
IN	LBS/IN
0.00000	0.00000
0.00007	27.06808
0.00036	40.47622
0.00072	48.13460
0.00360	71.97802
0.00720	85.59678
0.03600	127.99703
0.07200	152.21498
0.18000	191.40021
0.36000	227.61449

0.54000	251.89684
0.72000	270.68077
1.80000	340.36305
3.60000	404.76216
7.20000	481.34604
8.10000	481.34604
9.00000	481.34604

P-Multiplier = 1.000E+00 Y-Multiplier = 1.000E+00

AT THE EXCAVATION SIDE

DEPTH BELOW GS FT	DIAM IN	C LBS/IN**2	CAVG LBS/IN**2	GAMMA AVG LBS/IN**3	E50
7.50	19.690	5.21E+00	5.21E+00	4.05E-02	1.5000E-02

Y IN	P LBS/IN
0.00000	0.00000
0.00007	15.57573
0.00036	23.29115
0.00072	27.69800
0.00360	41.41818
0.00720	49.25479
0.03600	73.65309
0.07200	87.58878
0.18000	110.13706
0.36000	130.97578
0.54000	144.94853
0.72000	155.75733
1.80000	195.85447
3.60000	232.91153
7.20000	276.98005
8.10000	276.98005
9.00000	276.98005

P-Multiplier = 1.000E+00 Y-Multiplier = 1.000E+00

AT THE BACKFILL SIDE

DEPTH BELOW GS FT	DIAM IN	C LBS/IN**2	CAVG LBS/IN**2	GAMMA AVG LBS/IN**3	E50
19.71	19.690	5.21E+00	5.21E+00	5.47E-02	1.5000E-02

Y IN	P LBS/IN
---------	-------------

0.00000	0.00000
0.00007	27.77896
0.00036	41.53923
0.00072	49.39874
0.00360	73.86835
0.00720	87.84477
0.03600	131.35857
0.07200	156.21254
0.18000	196.42688
0.36000	233.59224
0.54000	258.51231
0.72000	277.78955
1.80000	349.30187
3.60000	415.39227
7.20000	493.98744
8.10000	493.98744
9.00000	493.98744

P-Multiplier = 1.000E+00 Y-Multiplier = 1.000E+00

AT THE EXCAVATION SIDE

DEPTH BELOW GS	DIAM	C	CAVG	GAMMA AVG	E50
FT	IN	LBS/IN**2	LBS/IN**2	LBS/IN**3	
8.63	19.690	5.21E+00	5.21E+00	4.15E-02	1.5000E-02

Y	P
IN	LBS/IN
0.00000	0.00000
0.00007	16.29192
0.00036	24.36210
0.00072	28.97158
0.00360	43.32261
0.00720	51.51956
0.03600	77.03971
0.07200	91.61617
0.18000	115.20124
0.36000	136.99814
0.54000	151.61336
0.72000	162.91916
1.80000	204.86000
3.60000	243.62096
7.20000	289.71578
8.10000	289.71578
9.00000	289.71578

P-Multiplier = 1.000E+00 Y-Multiplier = 1.000E+00

AT THE BACKFILL SIDE

DEPTH BELOW GS	DIAM	C	CAVG	GAMMA AVG	E50
FT	IN	LBS/IN**2	LBS/IN**2	LBS/IN**3	
20.83	19.690	5.21E+00	5.21E+00	5.43E-02	1.5000E-02

Y	P
IN	LBS/IN
0.00000	0.00000
0.00007	28.49514
0.00036	42.61017
0.00072	50.67232
0.00360	75.77279
0.00720	90.10954
0.03600	134.74519
0.07200	160.23994
0.18000	201.49106
0.36000	239.61460
0.54000	265.17715
0.72000	284.95139
1.80000	358.30740
3.60000	426.10171
7.20000	506.72318
8.10000	506.72318
9.00000	506.72318

P-Multiplier = 1.000E+00 Y-Multiplier = 1.000E+00

AT THE EXCAVATION SIDE

DEPTH BELOW GS	DIAM	C	CAVG	GAMMA AVG	E50
FT	IN	LBS/IN**2	LBS/IN**2	LBS/IN**3	
9.75	19.690	5.21E+00	5.21E+00	4.22E-02	1.5000E-02

Y	P
IN	LBS/IN
0.00000	0.00000
0.00007	17.00810
0.00036	25.43304
0.00072	30.24515
0.00360	45.22705
0.00720	53.78433
0.03600	80.42633
0.07200	95.64357
0.18000	120.26542
0.36000	143.02050

0.54000	158.27820
0.72000	170.08099
1.80000	213.86552
3.60000	254.33040
7.20000	302.45152
8.10000	302.45152
9.00000	302.45152

P-Multiplier = 1.000E+00 Y-Multiplier = 1.000E+00

AT THE BACKFILL SIDE

DEPTH BELOW GS FT	DIAM IN	C LBS/IN**2	CAVG LBS/IN**2	GAMMA AVG LBS/IN**3	E50
21.96	19.690	5.21E+00	5.21E+00	5.40E-02	1.5000E-02

Y IN	P LBS/IN
0.00000	0.00000
0.00007	29.21132
0.00036	43.68111
0.00072	51.94589
0.00360	77.67723
0.00720	92.37431
0.03600	138.13181
0.07200	164.26733
0.18000	206.55524
0.36000	245.63696
0.54000	271.84198
0.72000	292.11322
1.80000	367.31292
3.60000	436.81114
7.20000	519.45892
8.10000	519.45892
9.00000	519.45892

P-Multiplier = 1.000E+00 Y-Multiplier = 1.000E+00

AT THE EXCAVATION SIDE

DEPTH BELOW GS FT	DIAM IN	C LBS/IN**2	CAVG LBS/IN**2	GAMMA AVG LBS/IN**3	E50
10.87	19.690	5.21E+00	5.21E+00	4.28E-02	1.5000E-02

Y IN	P LBS/IN
---------	-------------

0.00000	0.00000
0.00007	17.71898
0.00036	26.49605
0.00072	31.50929
0.00360	47.11738
0.00720	56.03233
0.03600	83.78787
0.07200	99.64113
0.18000	125.29209
0.36000	148.99824
0.54000	164.89366
0.72000	177.18977
1.80000	222.80434
3.60000	264.96051
7.20000	315.09292
8.10000	315.09292
9.00000	315.09292

P-Multiplier = 1.000E+00 Y-Multiplier = 1.000E+00

AT THE BACKFILL SIDE

DEPTH BELOW GS FT	DIAM IN	C LBS/IN**2	CAVG LBS/IN**2	GAMMA AVG LBS/IN**3	E50
23.07	19.690	5.21E+00	5.21E+00	5.37E-02	1.5000E-02

Y IN	P LBS/IN
0.00000	0.00000
0.00007	29.92220
0.00036	44.74412
0.00072	53.21003
0.00360	79.56756
0.00720	94.62231
0.03600	141.49335
0.07200	168.26489
0.18000	211.58190
0.36000	251.61471
0.54000	278.45745
0.72000	299.22200
1.80000	376.25174
3.60000	447.44125
7.20000	532.10032
8.10000	532.10032
9.00000	532.10032

P-Multiplier = 1.000E+00 Y-Multiplier = 1.000E+00

AT THE EXCAVATION SIDE

DEPTH BELOW GS FT	DIAM IN	C LBS/IN**2	CAVG LBS/IN**2	GAMMA AVG LBS/IN**3	E50
10.89	19.690	1.04E+01	1.04E+01	4.28E-02	1.0000E-02
	Y IN			P LBS/IN	
	0.00000			0.00000	
	0.00005			29.26344	
	0.00024			43.75905	
	0.00048			52.03858	
	0.00240			77.81583	
	0.00480			92.53913	
	0.02400			138.37828	
	0.04800			164.56043	
	0.12000			206.92379	
	0.24000			246.07524	
	0.36000			272.32702	
	0.48000			292.63443	
	1.20000			367.96831	
	2.40000			437.59054	
	4.80000			520.38578	
	5.40000			520.38578	
	6.00000			520.38578	

P-Multiplier = 1.000E+00 Y-Multiplier = 1.000E+00

AT THE BACKFILL SIDE

DEPTH BELOW GS FT	DIAM IN	C LBS/IN**2	CAVG LBS/IN**2	GAMMA AVG LBS/IN**3	E50
23.09	19.690	1.04E+01	1.04E+01	5.37E-02	1.0000E-02
	Y IN			P LBS/IN	
	0.00000			0.00000	
	0.00005			41.46667	
	0.00024			62.00713	
	0.00048			73.73932	
	0.00240			110.26600	
	0.00480			131.12911	
	0.02400			196.08375	
	0.04800			233.18420	
	0.12000			293.21361	
	0.24000			348.69171	

0.36000	385.89081
0.48000	414.66666
1.20000	521.41572
2.40000	620.07128
4.80000	737.39318
5.40000	737.39318
6.00000	737.39318

P-Multiplier = 1.000E+00 Y-Multiplier = 1.000E+00

AT THE EXCAVATION SIDE

DEPTH BELOW GS FT	DIAM IN	C LBS/IN**2	CAVG LBS/IN**2	GAMMA AVG LBS/IN**3	E50
13.38	19.690	1.04E+01	1.04E+01	4.38E-02	1.0000E-02

Y IN	P LBS/IN
0.00000	0.00000
0.00005	30.84966
0.00024	46.13100
0.00048	54.85931
0.00240	82.03380
0.00480	97.55518
0.02400	145.87902
0.04800	173.48036
0.12000	218.14001
0.24000	259.41365
0.36000	287.08840
0.48000	308.49656
1.20000	387.91389
2.40000	461.30996
4.80000	548.59308
5.40000	548.59308
6.00000	548.59308

P-Multiplier = 1.000E+00 Y-Multiplier = 1.000E+00

AT THE BACKFILL SIDE

DEPTH BELOW GS FT	DIAM IN	C LBS/IN**2	CAVG LBS/IN**2	GAMMA AVG LBS/IN**3	E50
25.58	19.690	1.04E+01	1.04E+01	5.31E-02	1.0000E-02

Y IN	P LBS/IN
---------	-------------

0.00000	0.00000
0.00005	43.05288
0.00024	64.37907
0.00048	76.56005
0.00240	114.48398
0.00480	136.14516
0.02400	203.58449
0.04800	242.10413
0.12000	304.42983
0.24000	362.03012
0.36000	400.65219
0.48000	430.52879
1.20000	541.36129
2.40000	643.79070
4.80000	765.60048
5.40000	765.60048
6.00000	765.60048

P-Multiplier = 1.000E+00 Y-Multiplier = 1.000E+00

AT THE EXCAVATION SIDE

DEPTH BELOW GS	DIAM	C	CAVG	GAMMA AVG	E50
FT	IN	LBS/IN**2	LBS/IN**2	LBS/IN**3	
15.88	19.690	1.04E+01	1.04E+01	4.44E-02	1.0000E-02

Y		P	
IN		LBS/IN	
0.00000	0.00000	0.00000	0.00000
0.00005	32.44117	32.44117	0.00000
0.00024	48.51087	48.51087	0.00000
0.00048	57.68947	57.68947	0.00000
0.00240	86.26588	86.26588	0.00000
0.00480	102.58800	102.58800	0.00000
0.02400	153.40484	153.40484	0.00000
0.04800	182.43013	182.43013	0.00000
0.12000	229.39374	229.39374	0.00000
0.24000	272.79667	272.79667	0.00000
0.36000	301.89915	301.89915	0.00000
0.48000	324.41175	324.41175	0.00000
1.20000	407.92617	407.92617	0.00000
2.40000	485.10871	485.10871	0.00000
4.80000	576.89472	576.89472	0.00000
5.40000	576.89472	576.89472	0.00000
6.00000	576.89472	576.89472	0.00000

P-Multiplier = 1.000E+00 Y-Multiplier = 1.000E+00

AT THE BACKFILL SIDE

DEPTH BELOW GS	DIAM	C	CAVG	GAMMA AVG	E50
FT	IN	LBS/IN**2	LBS/IN**2	LBS/IN**3	
28.08	19.690	1.04E+01	1.04E+01	5.27E-02	1.0000E-02

Y	P
IN	LBS/IN
0.00000	0.00000
0.00005	44.64440
0.00024	66.75894
0.00048	79.39021
0.00240	118.71606
0.00480	141.17798
0.02400	211.11032
0.04800	251.05389
0.12000	315.68356
0.24000	375.41314
0.36000	415.46293
0.48000	446.44397
1.20000	561.37357
2.40000	667.58945
4.80000	793.90212
5.40000	793.90212
6.00000	793.90212

P-Multiplier = 1.000E+00 Y-Multiplier = 1.000E+00

AT THE EXCAVATION SIDE

DEPTH BELOW GS	DIAM	C	CAVG	GAMMA AVG	E50
FT	IN	LBS/IN**2	LBS/IN**2	LBS/IN**3	
18.38	19.690	1.04E+01	1.04E+01	4.49E-02	1.0000E-02

Y	P
IN	LBS/IN
0.00000	0.00000
0.00005	34.03269
0.00024	50.89075
0.00048	60.51964
0.00240	90.49797
0.00480	107.62082
0.02400	160.93067
0.04800	191.37989
0.12000	240.64748
0.24000	286.17969

0.36000	316.70989
0.48000	340.32693
1.20000	427.93845
2.40000	508.90745
4.80000	605.19637
5.40000	605.19637
6.00000	605.19637

P-Multiplier = 1.000E+00 Y-Multiplier = 1.000E+00

AT THE BACKFILL SIDE

DEPTH BELOW GS FT	DIAM IN	C LBS/IN**2	CAVG LBS/IN**2	GAMMA AVG LBS/IN**3	E50
30.58	19.690	1.04E+01	1.04E+01	5.23E-02	1.0000E-02

Y IN	P LBS/IN
0.00000	0.00000
0.00005	46.23591
0.00024	69.13882
0.00048	82.22038
0.00240	122.94814
0.00480	146.21080
0.02400	218.63614
0.04800	260.00366
0.12000	326.93729
0.24000	388.79616
0.36000	430.27368
0.48000	462.35915
1.20000	581.38586
2.40000	691.38820
4.80000	822.20376
5.40000	822.20376
6.00000	822.20376

P-Multiplier = 1.000E+00 Y-Multiplier = 1.000E+00

AT THE EXCAVATION SIDE

DEPTH BELOW GS FT	DIAM IN	C LBS/IN**2	CAVG LBS/IN**2	GAMMA AVG LBS/IN**3	E50
20.87	19.690	1.04E+01	1.04E+01	4.53E-02	1.0000E-02

Y IN	P LBS/IN
---------	-------------

0.00000	0.00000
0.00005	35.61891
0.00024	53.26269
0.00048	63.34037
0.00240	94.71594
0.00480	112.63687
0.02400	168.43141
0.04800	200.29983
0.12000	251.86370
0.24000	299.51810
0.36000	331.47127
0.48000	356.18906
1.20000	447.88403
2.40000	532.62687
4.80000	633.40367
5.40000	633.40367
6.00000	633.40367

P-Multiplier = 1.000E+00 Y-Multiplier = 1.000E+00

AT THE BACKFILL SIDE

DEPTH BELOW GS	DIAM	C	CAVG	GAMMA AVG	E50
FT	IN	LBS/IN**2	LBS/IN**2	LBS/IN**3	
33.07	19.690	1.04E+01	1.04E+01	5.20E-02	1.0000E-02

Y	P
IN	LBS/IN
0.00000	0.00000
0.00005	47.82213
0.00024	71.51076
0.00048	85.04111
0.00240	127.16612
0.00480	151.22685
0.02400	226.13688
0.04800	268.92359
0.12000	338.15351
0.24000	402.13457
0.36000	445.03506
0.48000	478.22129
1.20000	601.33143
2.40000	715.10762
4.80000	850.41106
5.40000	850.41106
6.00000	850.41106

P-Multiplier = 1.000E+00 Y-Multiplier = 1.000E+00

AT THE EXCAVATION SIDE

DEPTH BELOW GS FT	DIAM IN	C LBS/IN**2	CAVG LBS/IN**2	GAMMA AVG LBS/IN**3	E50
20.89	19.690	3.12E+01	3.12E+01	4.53E-02	4.0000E-03

Y IN	P LBS/IN
0.00000	0.00000
0.00002	81.76525
0.00010	122.26757
0.00019	145.40147
0.00096	217.42591
0.00192	258.56444
0.00960	386.64402
0.01920	459.79982
0.04800	578.16767
0.09600	687.56110
0.14400	760.91144
0.19200	817.65255
0.48000	1028.14365
0.96000	1222.67575
1.92000	1454.01470
2.16000	1454.01470
2.40000	1454.01470

P-Multiplier = 1.000E+00 Y-Multiplier = 1.000E+00

AT THE BACKFILL SIDE

DEPTH BELOW GS FT	DIAM IN	C LBS/IN**2	CAVG LBS/IN**2	GAMMA AVG LBS/IN**3	E50
33.09	19.690	3.12E+01	3.12E+01	5.20E-02	4.0000E-03

Y IN	P LBS/IN
0.00000	0.00000
0.00002	93.96848
0.00010	140.51565
0.00019	167.10221
0.00096	249.87609
0.00192	297.15442
0.00960	444.34949
0.01920	528.42358
0.04800	664.45748
0.09600	790.17756

0.14400	874.47523
0.19200	939.68478
0.48000	1181.59105
0.96000	1405.15649
1.92000	1671.02209
2.16000	1671.02209
2.40000	1671.02209

P-Multiplier = 1.000E+00 Y-Multiplier = 1.000E+00

AT THE EXCAVATION SIDE

DEPTH BELOW GS FT	DIAM IN	C LBS/IN**2	CAVG LBS/IN**2	GAMMA AVG LBS/IN**3	E50
22.84	19.690	3.12E+01	3.12E+01	4.57E-02	4.0000E-03

Y IN	P LBS/IN
0.00000	0.00000
0.00002	83.07970
0.00010	124.23312
0.00019	147.73891
0.00096	220.92121
0.00192	262.72107
0.00960	392.85963
0.01920	467.19147
0.04800	587.46217
0.09600	698.61419
0.14400	773.14370
0.19200	830.79697
0.48000	1044.67188
0.96000	1242.33123
1.92000	1477.38914
2.16000	1477.38914
2.40000	1477.38914

P-Multiplier = 1.000E+00 Y-Multiplier = 1.000E+00

AT THE BACKFILL SIDE

DEPTH BELOW GS FT	DIAM IN	C LBS/IN**2	CAVG LBS/IN**2	GAMMA AVG LBS/IN**3	E50
35.04	19.690	3.12E+01	3.12E+01	5.19E-02	4.0000E-03

Y IN	P LBS/IN
---------	-------------

0.00000	0.00000
0.00002	95.28292
0.00010	142.48120
0.00019	169.43965
0.00096	253.37138
0.00192	301.31105
0.00960	450.56511
0.01920	535.81523
0.04800	673.75199
0.09600	801.23066
0.14400	886.70749
0.19200	952.82920
0.48000	1198.11928
0.96000	1424.81197
1.92000	1694.39654
2.16000	1694.39654
2.40000	1694.39654

P-Multiplier = 1.000E+00 Y-Multiplier = 1.000E+00

AT THE EXCAVATION SIDE

DEPTH BELOW GS	DIAM	C	CAVG	GAMMA AVG	E50
FT	IN	LBS/IN**2	LBS/IN**2	LBS/IN**3	
24.79	19.690	3.12E+01	3.12E+01	4.61E-02	4.0000E-03

Y	P
IN	LBS/IN
0.00000	0.00000
0.00002	84.39976
0.00010	126.20708
0.00019	150.08636
0.00096	224.43146
0.00192	266.89549
0.00960	399.10184
0.01920	474.61475
0.04800	596.79646
0.09600	709.71459
0.14400	785.42831
0.19200	843.99764
0.48000	1061.27085
0.96000	1262.07084
1.92000	1500.86362
2.16000	1500.86362
2.40000	1500.86362

P-Multiplier = 1.000E+00 Y-Multiplier = 1.000E+00

AT THE BACKFILL SIDE

DEPTH BELOW GS	DIAM	C	CAVG	GAMMA AVG	E50
FT	IN	LBS/IN**2	LBS/IN**2	LBS/IN**3	
36.99	19.690	3.12E+01	3.12E+01	5.18E-02	4.0000E-03

Y	P
IN	LBS/IN
0.00000	0.00000
0.00002	96.60299
0.00010	144.45516
0.00019	171.78710
0.00096	256.88164
0.00192	305.48547
0.00960	456.80732
0.01920	543.23851
0.04800	683.08627
0.09600	812.33105
0.14400	898.99210
0.19200	966.02987
0.48000	1214.71825
0.96000	1444.55158
1.92000	1717.87102
2.16000	1717.87102
2.40000	1717.87102

P-Multiplier = 1.000E+00 Y-Multiplier = 1.000E+00

AT THE EXCAVATION SIDE

DEPTH BELOW GS	DIAM	C	CAVG	GAMMA AVG	E50
FT	IN	LBS/IN**2	LBS/IN**2	LBS/IN**3	
26.75	19.690	3.12E+01	3.12E+01	4.65E-02	4.0000E-03

Y	P
IN	LBS/IN
0.00000	0.00000
0.00002	85.71983
0.00010	128.18104
0.00019	152.43381
0.00096	227.94172
0.00192	271.06991
0.00960	405.34405
0.01920	482.03803
0.04800	606.13074
0.09600	720.81499

0.14400	797.71292
0.19200	857.19831
0.48000	1077.86981
0.96000	1281.81045
1.92000	1524.33810
2.16000	1524.33810
2.40000	1524.33810

P-Multiplier = 1.000E+00 Y-Multiplier = 1.000E+00

AT THE BACKFILL SIDE

DEPTH BELOW GS FT	DIAM IN	C LBS/IN**2	CAVG LBS/IN**2	GAMMA AVG LBS/IN**3	E50
38.95	19.690	3.12E+01	3.12E+01	5.18E-02	4.0000E-03

Y IN	P LBS/IN
0.00000	0.00000
0.00002	97.92305
0.00010	146.42912
0.00019	174.13455
0.00096	260.39189
0.00192	309.65989
0.00960	463.04953
0.01920	550.66179
0.04800	692.42056
0.09600	823.43145
0.14400	911.27670
0.19200	979.23054
0.48000	1231.31721
0.96000	1464.29119
1.92000	1741.34550
2.16000	1741.34550
2.40000	1741.34550

P-Multiplier = 1.000E+00 Y-Multiplier = 1.000E+00

AT THE EXCAVATION SIDE

DEPTH BELOW GS FT	DIAM IN	C LBS/IN**2	CAVG LBS/IN**2	GAMMA AVG LBS/IN**3	E50
28.69	19.690	3.12E+01	3.12E+01	4.68E-02	4.0000E-03

Y IN	P LBS/IN
---------	-------------

0.00000	0.00000
0.00002	87.03427
0.00010	130.14659
0.00019	154.77125
0.00096	231.43701
0.00192	275.22654
0.00960	411.55966
0.01920	489.42968
0.04800	615.42525
0.09600	731.86808
0.14400	809.94518
0.19200	870.34273
0.48000	1094.39804
0.96000	1301.46593
1.92000	1547.71255
2.16000	1547.71255
2.40000	1547.71255

P-Multiplier = 1.000E+00 Y-Multiplier = 1.000E+00

AT THE BACKFILL SIDE

DEPTH BELOW GS FT	DIAM IN	C LBS/IN**2	CAVG LBS/IN**2	GAMMA AVG LBS/IN**3	E50
40.89	19.690	3.12E+01	3.12E+01	5.17E-02	4.0000E-03

Y IN	P LBS/IN
0.00000	0.00000
0.00002	99.23749
0.00010	148.39467
0.00019	176.47199
0.00096	263.88719
0.00192	313.81652
0.00960	469.26514
0.01920	558.05344
0.04800	701.71506
0.09600	834.48454
0.14400	923.50896
0.19200	992.37496
0.48000	1247.84544
0.96000	1483.94668
1.92000	1764.71995
2.16000	1764.71995
2.40000	1764.71995

P-Multiplier = 1.000E+00 Y-Multiplier = 1.000E+00

New Wall

RESULTS

NUMBER OF ITERATIONS : 11

***** ANALYSIS COMPLETED *****

STA I	X	DEFL.	SLOPE	MOMENT	SHEAR	SOIL_REACT
NET_FORCE/STA	EI					
LBS	FT	IN	RAD	LBS-IN	LBS	LBS/IN
LBS-IN**2						
-----	-----	----	-----	-----	-----	-----
0	0.000E+00	3.170E+00	-1.207E-02	0.000E+00	0.000E+00	0.000E+00
0.000E+00	2.336E+10					
1	4.010E-01	3.112E+00	-1.207E-02	0.000E+00	4.158E+01	0.000E+00
8.317E+01	2.336E+10					
2	8.020E-01	3.054E+00	-1.207E-02	4.002E+02	1.317E+02	0.000E+00
9.697E+01	2.336E+10					
3	1.203E+00	2.996E+00	-1.207E-02	1.267E+03	2.355E+02	0.000E+00
1.108E+02	2.336E+10					
4	1.604E+00	2.938E+00	-1.207E-02	2.667E+03	3.532E+02	0.000E+00
1.246E+02	2.336E+10					
5	2.005E+00	2.880E+00	-1.207E-02	4.666E+03	4.846E+02	0.000E+00
1.384E+02	2.336E+10					
6	2.406E+00	2.822E+00	-1.206E-02	7.331E+03	6.299E+02	0.000E+00
1.522E+02	2.336E+10					
7	2.807E+00	2.764E+00	-1.206E-02	1.073E+04	7.890E+02	0.000E+00
1.660E+02	2.336E+10					
8	3.208E+00	2.706E+00	-1.206E-02	1.492E+04	9.618E+02	0.000E+00
1.798E+02	2.336E+10					
9	3.609E+00	2.648E+00	-1.206E-02	1.998E+04	1.148E+03	0.000E+00
1.936E+02	2.336E+10					
10	4.010E+00	2.590E+00	-1.205E-02	2.598E+04	1.349E+03	0.000E+00
2.073E+02	2.336E+10					
11	4.411E+00	2.532E+00	-1.205E-02	3.297E+04	1.563E+03	0.000E+00
2.211E+02	2.336E+10					
12	4.812E+00	2.474E+00	-1.204E-02	4.102E+04	1.791E+03	0.000E+00
2.349E+02	2.336E+10					
13	5.213E+00	2.416E+00	-1.203E-02	5.021E+04	2.033E+03	0.000E+00
2.487E+02	2.336E+10					
14	5.614E+00	2.358E+00	-1.202E-02	6.059E+04	2.289E+03	0.000E+00
2.625E+02	2.336E+10					
15	6.015E+00	2.300E+00	-1.200E-02	7.223E+04	2.558E+03	0.000E+00
2.763E+02	2.336E+10					
16	6.416E+00	2.243E+00	-1.199E-02	8.521E+04	2.841E+03	0.000E+00
2.901E+02	2.336E+10					
17	6.817E+00	2.185E+00	-1.197E-02	9.958E+04	3.138E+03	0.000E+00

3.039E+02	2.336E+10					
18	7.218E+00	2.127E+00	-1.195E-02	1.154E+05	3.449E+03	0.000E+00
3.177E+02	2.336E+10					
19	7.619E+00	2.070E+00	-1.192E-02	1.328E+05	3.774E+03	0.000E+00
3.315E+02	2.336E+10					
20	8.020E+00	2.013E+00	-1.189E-02	1.517E+05	4.112E+03	0.000E+00
3.453E+02	2.336E+10					
21	8.421E+00	1.955E+00	-1.186E-02	1.723E+05	4.467E+03	0.000E+00
3.635E+02	2.336E+10					
22	8.822E+00	1.899E+00	-1.182E-02	1.947E+05	4.843E+03	0.000E+00
3.892E+02	2.336E+10					
23	9.223E+00	1.842E+00	-1.178E-02	2.190E+05	5.245E+03	0.000E+00
4.148E+02	2.336E+10					
24	9.624E+00	1.785E+00	-1.173E-02	2.452E+05	5.673E+03	0.000E+00
4.404E+02	2.336E+10					
25	1.003E+01	1.729E+00	-1.168E-02	2.736E+05	6.126E+03	0.000E+00
4.661E+02	2.336E+10					
26	1.043E+01	1.673E+00	-1.162E-02	3.042E+05	6.605E+03	0.000E+00
4.917E+02	2.336E+10					
27	1.083E+01	1.617E+00	-1.155E-02	3.371E+05	7.109E+03	0.000E+00
5.173E+02	2.336E+10					
28	1.123E+01	1.562E+00	-1.148E-02	3.726E+05	7.639E+03	0.000E+00
5.429E+02	2.336E+10					
29	1.163E+01	1.507E+00	-1.140E-02	4.106E+05	8.194E+03	0.000E+00
5.672E+02	2.336E+10					
30	1.203E+01	1.452E+00	-1.131E-02	4.514E+05	8.772E+03	-6.927E-01
5.878E+02	2.336E+10					
31	1.243E+01	1.398E+00	-1.121E-02	4.951E+05	9.267E+03	-2.829E+01
4.017E+02	2.336E+10					
32	1.283E+01	1.344E+00	-1.110E-02	5.406E+05	9.604E+03	-5.522E+01
2.722E+02	2.336E+10					
33	1.323E+01	1.291E+00	-1.099E-02	5.875E+05	9.811E+03	-8.215E+01
1.426E+02	2.336E+10					
34	1.363E+01	1.238E+00	-1.086E-02	6.350E+05	9.889E+03	-1.091E+02
1.288E+01	2.336E+10					
35	1.404E+01	1.186E+00	-1.073E-02	6.827E+05	9.888E+03	-1.148E+02
-1.431E+01	2.336E+10					
36	1.444E+01	1.135E+00	-1.058E-02	7.302E+05	9.860E+03	-1.204E+02
-4.150E+01	2.336E+10					
37	1.484E+01	1.085E+00	-1.043E-02	7.776E+05	9.805E+03	-1.260E+02
-6.869E+01	2.336E+10					
38	1.524E+01	1.035E+00	-1.026E-02	8.246E+05	9.723E+03	-1.317E+02
-9.587E+01	2.336E+10					
39	1.564E+01	9.858E-01	-1.009E-02	8.711E+05	9.604E+03	-1.412E+02
-1.415E+02	2.336E+10					
40	1.604E+01	9.377E-01	-9.902E-03	9.170E+05	9.440E+03	-1.507E+02
-1.871E+02	2.336E+10					
41	1.644E+01	8.905E-01	-9.708E-03	9.620E+05	9.230E+03	-1.601E+02
-2.327E+02	2.336E+10					
42	1.684E+01	8.442E-01	-9.505E-03	1.006E+06	8.974E+03	-1.696E+02

-2.782E+02	2.336E+10					
43	1.724E+01	7.990E-01	-9.294E-03	1.048E+06	8.663E+03	-1.834E+02
-3.447E+02	2.336E+10					
44	1.764E+01	7.548E-01	-9.073E-03	1.089E+06	8.285E+03	-1.972E+02
-4.111E+02	2.336E+10					
45	1.805E+01	7.117E-01	-8.845E-03	1.128E+06	7.841E+03	-2.110E+02
-4.775E+02	2.336E+10					
46	1.845E+01	6.697E-01	-8.609E-03	1.165E+06	7.330E+03	-2.248E+02
-5.439E+02	2.336E+10					
47	1.885E+01	6.288E-01	-8.365E-03	1.199E+06	6.686E+03	-2.000E+02
-7.441E+02	2.336E+10					
48	1.925E+01	5.892E-01	-8.115E-03	1.229E+06	6.006E+03	-1.735E+02
-6.168E+02	2.336E+10					
49	1.965E+01	5.507E-01	-7.859E-03	1.256E+06	5.456E+03	-1.455E+02
-4.822E+02	2.336E+10					
50	2.005E+01	5.135E-01	-7.598E-03	1.282E+06	4.975E+03	-1.451E+02
-4.799E+02	2.336E+10					
51	2.045E+01	4.776E-01	-7.332E-03	1.304E+06	4.497E+03	-1.444E+02
-4.766E+02	2.336E+10					
52	2.085E+01	4.430E-01	-7.061E-03	1.325E+06	4.022E+03	-1.437E+02
-4.735E+02	2.336E+10					
53	2.125E+01	4.096E-01	-6.786E-03	1.343E+06	3.550E+03	-1.431E+02
-4.704E+02	2.336E+10					
54	2.165E+01	3.777E-01	-6.508E-03	1.359E+06	3.081E+03	-1.425E+02
-4.675E+02	2.336E+10					
55	2.206E+01	3.470E-01	-6.226E-03	1.373E+06	2.616E+03	-1.414E+02
-4.621E+02	2.336E+10					
56	2.246E+01	3.177E-01	-5.942E-03	1.384E+06	2.158E+03	-1.396E+02
-4.536E+02	2.336E+10					
57	2.286E+01	2.898E-01	-5.656E-03	1.393E+06	1.709E+03	-1.379E+02
-4.454E+02	2.336E+10					
58	2.326E+01	2.633E-01	-5.368E-03	1.401E+06	1.158E+03	-1.363E+02
-6.557E+02	2.336E+10					
59	2.366E+01	2.382E-01	-5.079E-03	1.405E+06	4.601E+02	-1.539E+02
-7.407E+02	2.336E+10					
60	2.406E+01	2.144E-01	-4.790E-03	1.405E+06	-3.194E+02	-1.701E+02
-8.185E+02	2.336E+10					
61	2.446E+01	1.921E-01	-4.501E-03	1.402E+06	-1.174E+03	-1.849E+02
-8.897E+02	2.336E+10					
62	2.486E+01	1.711E-01	-4.213E-03	1.394E+06	-2.095E+03	-1.982E+02
-9.537E+02	2.336E+10					
63	2.526E+01	1.515E-01	-3.927E-03	1.381E+06	-3.079E+03	-2.105E+02
-1.013E+03	2.336E+10					
64	2.566E+01	1.333E-01	-3.644E-03	1.364E+06	-4.121E+03	-2.227E+02
-1.072E+03	2.336E+10					
65	2.607E+01	1.165E-01	-3.365E-03	1.342E+06	-5.181E+03	-2.178E+02
-1.048E+03	2.336E+10					
66	2.647E+01	1.009E-01	-3.092E-03	1.314E+06	-6.210E+03	-2.098E+02
-1.010E+03	2.336E+10					
67	2.687E+01	8.670E-02	-2.824E-03	1.282E+06	-7.202E+03	-2.026E+02

-9.747E+02	2.336E+10					
68	2.727E+01	7.374E-02	-2.564E-03	1.245E+06	-8.161E+03	-1.960E+02
-9.429E+02	2.336E+10					
69	2.767E+01	6.202E-02	-2.312E-03	1.203E+06	-9.089E+03	-1.900E+02
-9.142E+02	2.336E+10					
70	2.807E+01	5.149E-02	-2.069E-03	1.157E+06	-9.991E+03	-1.847E+02
-8.887E+02	2.336E+10					
71	2.847E+01	4.211E-02	-1.835E-03	1.107E+06	-1.086E+04	-1.767E+02
-8.504E+02	2.336E+10					
72	2.887E+01	3.383E-02	-1.613E-03	1.053E+06	-1.169E+04	-1.680E+02
-8.083E+02	2.336E+10					
73	2.927E+01	2.659E-02	-1.402E-03	9.947E+05	-1.248E+04	-1.604E+02
-7.717E+02	2.336E+10					
74	2.967E+01	2.034E-02	-1.203E-03	9.328E+05	-1.322E+04	-1.484E+02
-7.141E+02	2.336E+10					
75	3.008E+01	1.501E-02	-1.018E-03	8.675E+05	-1.390E+04	-1.349E+02
-6.491E+02	2.336E+10					
76	3.048E+01	1.054E-02	-8.463E-04	7.990E+05	-1.453E+04	-1.235E+02
-5.945E+02	2.336E+10					
77	3.088E+01	6.864E-03	-6.890E-04	7.277E+05	-1.510E+04	-1.142E+02
-5.496E+02	2.336E+10					
78	3.128E+01	3.909E-03	-5.467E-04	6.537E+05	-1.562E+04	-1.028E+02
-4.948E+02	2.336E+10					
79	3.168E+01	1.603E-03	-4.199E-04	5.774E+05	-1.606E+04	-7.987E+01
-3.843E+02	2.336E+10					
80	3.208E+01	-1.316E-04	-3.090E-04	4.992E+05	-1.611E+04	5.749E+01
2.767E+02	2.336E+10					
81	3.248E+01	-1.371E-03	-2.141E-04	4.223E+05	-1.572E+04	1.040E+02
5.005E+02	2.336E+10					
82	3.288E+01	-2.192E-03	-1.347E-04	3.478E+05	-1.518E+04	1.226E+02
5.901E+02	2.336E+10					
83	3.328E+01	-2.668E-03	-7.046E-05	2.762E+05	-1.413E+04	3.115E+02
1.499E+03	2.336E+10					
84	3.368E+01	-2.870E-03	-2.019E-05	2.118E+05	-1.262E+04	3.165E+02
1.523E+03	2.336E+10					
85	3.409E+01	-2.862E-03	1.756E-05	1.547E+05	-1.110E+04	3.174E+02
1.527E+03	2.336E+10					
86	3.449E+01	-2.701E-03	4.431E-05	1.050E+05	-9.576E+03	3.154E+02
1.518E+03	2.336E+10					
87	3.489E+01	-2.436E-03	6.157E-05	6.255E+04	-8.068E+03	3.113E+02
1.498E+03	2.336E+10					
88	3.529E+01	-2.108E-03	7.083E-05	2.733E+04	-6.583E+03	3.058E+02
1.472E+03	2.336E+10					
89	3.569E+01	-1.754E-03	7.356E-05	-8.104E+02	-5.139E+03	2.946E+02
1.418E+03	2.336E+10					
90	3.609E+01	-1.400E-03	7.120E-05	-2.213E+04	-3.762E+03	2.777E+02
1.336E+03	2.336E+10					
91	3.649E+01	-1.069E-03	6.511E-05	-3.701E+04	-2.464E+03	2.617E+02
1.259E+03	2.336E+10					
92	3.689E+01	-7.737E-04	5.657E-05	-4.584E+04	-1.266E+03	2.363E+02

1.137E+03	2.336E+10					
93	3.729E+01	-5.242E-04	4.678E-05	-4.920E+04	-1.942E+02	2.092E+02
1.007E+03	2.336E+10					
94	3.769E+01	-3.235E-04	3.680E-05	-4.771E+04	7.599E+02	1.874E+02
9.016E+02	2.336E+10					
95	3.810E+01	-1.701E-04	2.757E-05	-4.188E+04	1.612E+03	1.669E+02
8.031E+02	2.336E+10					
96	3.850E+01	-5.818E-05	1.994E-05	-3.219E+04	2.308E+03	1.222E+02
5.880E+02	2.336E+10					
97	3.890E+01	2.181E-05	1.460E-05	-1.967E+04	2.287E+03	-1.307E+02
-6.292E+02	2.336E+10					
98	3.930E+01	8.230E-05	1.152E-05	-1.018E+04	1.682E+03	-1.210E+02
-5.822E+02	2.336E+10					
99	3.970E+01	1.327E-04	1.011E-05	-3.489E+03	1.058E+03	-1.383E+02
-6.654E+02	2.336E+10					
100	4.010E+01	1.796E-04	9.754E-06	5.468E-11	3.625E+02	-1.507E+02
-7.251E+02	2.336E+10					

END OF ANALYSIS

=====

PYWALL for Windows, Version 2022.7.5

Serial Number : 447597562

A Program for the Analysis of
Flexible Retaining Walls
(c) Copyright ENSOFT, Inc., 1987-2022
All Rights Reserved

=====

This program is licensed to :

EMHT Inc.
New Albany, OH, USA

Path to file locations : J:\20230339\ODOT\07_D11 Bridge
St_Bowerston\120494\400-Engineering\Structures\SFN_3431790\EngData\17_Temp
Shoring\Stage 3 Design\PYWALL\
Name of input data file : Temp Shoring_RA Strength with water.py7d
Name of output file : Temp Shoring_RA Strength with water.py7o
Name of plot output file : Temp Shoring_RA Strength with water.py7p

Time and Date of Analysis

Date: December 19, 2025 Time: 10:55:06

New Wall

* PROGRAM CONTROL PARAMETERS *

NO OF POINTS FOR SPECIFIED DEFLECTIONS AND SLOPES = 0
NO OF WALL SECTIONS = 1
NO OF CROSS SECTIONS = 1
GENERATE EARTH PRESSURE INTERNALLY = 1
GENERATE SOIL RESISTANCE (P-Y) CURVES INTERNALLY = 1
NO OF P-Y MODIFICATION FACTORS FOR GEN. P-Y CURVES = 0
NO OF USER-SPECIFIED SOIL RESISTANCE (P-Y) CURVES = 0
NO OF TIE BACKS = 0
NO OF STRUTS/RAKERS = 0

HEIGHT OF WALL	=	40.100 FT
NUMBER OF INCREMENTS	=	100
INCREMENT LENGTH	=	4.812 IN
MAXIMUM ALLOWABLE DEFLECTION	=	100.000 IN
DEFLECTION CLOSURE TOLERANCE	=	1.000E-05 IN
MAXIMUM NUMBER OF ITERATIONS	=	100

* WALL SECTIONS *

SECT	TOP FT	BOTTOM FT	SECTION
1	0.00000	40.1000	1

* CROSS SECTIONS *

CROSS SECTION : 1
 SECTION NAME : PZ
 TYPE : ELASTIC
 CROSS SECTION TYPE : SHEET PILING
 SOURCE : USS
 SECTION NAME : PZ
 WIDTH : 19.6900 IN
 DEPTH : 16.1000 IN
 WEB THICKNESS : 0.50000 IN
 YOUNG MODULUS : 2.90000E+07 LBS/IN**2

* CROSS SECTIONS PROPERTIES *

ELASTIC SECTIONS

SECT	DIAM, IN	I, IN**4
1	19.6900	805.400

 * STIFFNESS AND LOAD DATA *

EI - FLEXURAL RIGIDITY, Q - TRANSVERSE LOAD,
 S - STIFFNESS OF TRANSVERSE RESISTANCE,
 T - TORQUE, P - AXIAL LOAD,
 R - STIFFNESS OF TORSIONAL RESISTANCE.

FROM	TO	CONTD	EI	Q	S	T	R	P
			LBS-IN**2	LBS	LBS/IN	IN-LBS	IN-LBS	LBS
0	1		2.336E+10	0.000E+00	0.000E+00	0.000E+00	0.000E+00	0.000E+00
100	0		2.336E+10	0.000E+00	0.000E+00	0.000E+00	0.000E+00	0.000E+00

 * WALL INFORMATION *

FREE HEIGHT OF WALL = 1.220E+01 FT
 WIDTH FOR EARTH PRESSURE, WA = 1.969E+01 IN
 WIDTH FOR SOIL RESISTANCE, WP = 1.969E+01 IN
 DEPTH TO THE WATER TABLE AT BACKFILL = 9.500E+00 FT
 DEPTH TO THE WATER TABLE AT EXCAVATION = 1.220E+01 FT
 UNIT WEIGHT OF WATER = 3.600E-02 LBS/IN**3
 SLOPE OF THE BACKFILL (deg.) = 0.000E+00
 SLOPE OF THE EXCAVATION GROUND (deg.) = 0.000E+00
 MODIFICATION FOR ACTIVE EARTH PRESSURE = 1.500E+00

 * SURCHARGE INFORMATION *

UNIFORM SURFACE PRESSURE = 2.025E+00 LBS/IN**2

 * SOIL INFORMATION *

LAYER NO.	TOTAL	COHESION/	TOTAL UNIT			
	THICKNESS	STRENGTH	PHI	WEIGHT	DRAINED	ZTOP
	FT	PSI	DEG	PCI	T OR F	FT
1	9.5	5.2	0.0	0.072	T	0.00
2	1.8	1.7	0.0	0.084	T	9.50
3	0.9	0.0	28.0	0.075	T	11.28
4	6.4	0.0	28.0	0.075	T	12.20
5	4.5	5.2	0.0	0.084	F	18.58
6	10.0	10.4	0.0	0.084	F	23.08
7	16.5	31.2	0.0	0.087	F	33.08

 * EFFECTIVE OVERBURDEN STRESS *

DEPTH FT	STRESS LBS/IN**2
0.000E+00	2.025E+00
9.500E+00	1.021E+01
1.128E+01	1.123E+01
1.220E+01	1.166E+01
1.858E+01	1.467E+01
2.308E+01	1.725E+01
3.308E+01	2.300E+01

 * ACTIVE AND PASSIVE EARTH PRESSURE COEFFICIENT *

LAYER NO.	ACTIVE EARTH COEFFICIENT	PASSIVE EARTH(*) COEFFICIENT	OPTIONAL EARTH(**) COEFFICIENT
1	1.000E+00	1.000E+00	4.217E-01
2	1.000E+00	1.000E+00	4.217E-01
3	3.610E-01	2.770E+00	4.217E-01
4	3.610E-01	2.770E+00	0.000E+00
5	1.000E+00	1.000E+00	0.000E+00
6	1.000E+00	1.000E+00	0.000E+00
7	1.000E+00	1.000E+00	0.000E+00

NOTES:

- (*) PASSIVE EARTH COEFFICIENT IS PRINTED ONLY FOR REFERENCE,
 IT IS NOT USED FOR ANALYSIS
- (**) OPTIONAL EARTH COEFFICIENT IS USED TO ESTIMATE ACTIVE PRESSURE
 IF IT IS DIFFERENT THAN ZERO

 * ACTIVE EARTH PRESSURE OF EACH LAYER *

LAYER NO	PA1 LBS/IN	Z1 FT	PA2 LBS/IN	Z2 FT	PA3 LBS/IN	Z3 FT	PA4 LBS/IN
1	146.07	4.75	294.97	6.33	0.00	-0.00	0.00
2	137.90	10.39	6.91	10.69	0.00	-0.00	0.00
3	78.42	11.74	1.51	11.89	0.00	-0.00	0.00

 * ACTIVE WATER PRESSURE OF EACH LAYER *

LAYER NO	PW1 LBS/IN	Z1 FT	PW2 LBS/IN	Z2 FT
2	0.00	10.39	12.32	10.69
3	12.73	11.74	3.29	11.89

* GENERATED TRIANGULAR-DISTRIBUTION EARTH PRESSURE

DEPTH FT	ACTIVE EARTH PRESSURE LBS/IN
-----	-----
0.00000E+00	2.52288E+01
5.00000E-01	3.05924E+01
1.00000E+00	3.59539E+01
1.50000E+00	4.13175E+01
2.00000E+00	4.66811E+01
2.50000E+00	5.20426E+01
3.00000E+00	5.74062E+01
3.50000E+00	6.27698E+01
4.00000E+00	6.81333E+01
4.50000E+00	7.34949E+01
5.00000E+00	7.88585E+01
5.50000E+00	8.42220E+01
6.00000E+00	8.95836E+01
6.50000E+00	9.49471E+01
7.00000E+00	1.00311E+02
7.50000E+00	1.05672E+02
8.00000E+00	1.11036E+02
8.50000E+00	1.16399E+02
9.00000E+00	1.21761E+02
9.50000E+00	1.27125E+02
1.00083E+01	1.37245E+02
1.05175E+01	1.47378E+02
1.10258E+01	1.57508E+02
1.15308E+01	1.67255E+02
1.20325E+01	1.76602E+02
1.25317E+01	1.58810E+02
1.30283E+01	1.58810E+02
1.35258E+01	1.58810E+02
1.40225E+01	1.58810E+02
1.45200E+01	1.58810E+02
1.50175E+01	1.58810E+02
1.55142E+01	1.58810E+02
1.60117E+01	1.58810E+02
1.65083E+01	1.58810E+02
1.70058E+01	1.58810E+02
1.75025E+01	1.58810E+02
1.80000E+01	1.58810E+02

1.84975E+01	1.58810E+02
1.89967E+01	7.12463E+01
1.94967E+01	7.12463E+01
1.99967E+01	7.12463E+01
2.04967E+01	7.12463E+01
2.09967E+01	7.12463E+01
2.14967E+01	7.12463E+01
2.19967E+01	7.12463E+01
2.24967E+01	7.12463E+01
2.29967E+01	7.12463E+01
2.34967E+01	1.11445E-08
2.39967E+01	1.13808E-08
2.44967E+01	1.16171E-08
2.49967E+01	1.18534E-08
2.54967E+01	1.20897E-08
2.59967E+01	1.23259E-08
2.64967E+01	1.25622E-08
2.69967E+01	1.27985E-08
2.74967E+01	1.30348E-08
2.79967E+01	1.32711E-08
2.84967E+01	1.35073E-08
2.89967E+01	1.37436E-08
2.94967E+01	1.39799E-08
2.99967E+01	1.42162E-08
3.04967E+01	1.44525E-08
3.09967E+01	1.46887E-08
3.14967E+01	1.49250E-08
3.19967E+01	1.51613E-08
3.24967E+01	1.53976E-08
3.29967E+01	1.56339E-08
3.34967E+01	1.58701E-08
3.39967E+01	1.61064E-08
3.44967E+01	1.63427E-08
3.49967E+01	1.65790E-08
3.54967E+01	1.68153E-08
3.59967E+01	1.70515E-08
3.64967E+01	1.72878E-08
3.69967E+01	1.75241E-08
3.74967E+01	1.77604E-08
3.79967E+01	1.79967E-08
3.84967E+01	1.82329E-08
3.89967E+01	1.84692E-08
3.94967E+01	1.87055E-08
3.99967E+01	1.89418E-08
4.00800E+01	1.89812E-08

 * SOIL LAYERS AND STRENGTH DATA *

X AT THE SURFACE OF EXCAVATION SIDE = 12.20 FT

4 LAYER(S) OF SOIL

LAYER 1

THE SOIL IS A SAND

LAYER 2

THE SOIL IS A STIFF CLAY WITHOUT FREE WATER

LAYER 3

THE SOIL IS A STIFF CLAY WITHOUT FREE WATER

LAYER 4

THE SOIL IS A STIFF CLAY WITHOUT FREE WATER

DISTRIBUTION OF EFFECTIVE UNIT WEIGHT WITH DEPTH
8 POINTS

X, FT	WEIGHT, LBS/IN**3
12.2000	3.9231E-02
18.5800	3.9231E-02
18.5800	4.7912E-02
23.0800	4.7912E-02
23.0800	4.7912E-02
33.0800	4.7912E-02
33.0800	5.0806E-02
49.5800	5.0806E-02

DISTRIBUTION OF STRENGTH PARAMETERS WITH DEPTH
8 POINTS

X, FT	C, LBS/IN**2	PHI, DEGREE	E50	KPY, LBS/IN**3
12.20	0.0000E+00	28.000	0.0000E+00	2.0000E+01
18.58	0.0000E+00	28.000	0.0000E+00	2.0000E+01
18.58	5.2083E+00	0.000	1.5000E-02	0.0000E+00
23.08	5.2083E+00	0.000	1.5000E-02	0.0000E+00
23.08	1.0417E+01	0.000	1.0000E-02	0.0000E+00
33.08	1.0417E+01	0.000	1.0000E-02	0.0000E+00
33.08	3.1250E+01	0.000	4.0000E-03	0.0000E+00
40.90	3.1250E+01	0.000	4.0000E-03	0.0000E+00

P-Y CURVES DATA

AT THE EXCAVATION SIDE

DEPTH BELOW GS	DIAM	PHI	GAMMA AVG	KPY	A	B	PC
FT	IN		LBS/IN**3	LBS/IN**3			LB /IN
0.01	19.69	28.00	3.92E-02	2.00E+01	2.82	2.13	3.34E-01

Y	P
IN	LBS/IN
0.000	0.000
0.010	0.020
0.020	0.040
0.038	0.076
0.056	0.112
0.074	0.148
0.092	0.184
0.110	0.220
0.128	0.256
0.146	0.292
0.164	0.328
0.182	0.364
0.200	0.400
0.283	0.567
0.367	0.733
0.450	0.900
0.540	0.944

P-Multiplier = 1.000E+00 Y-Multiplier = 1.000E+00

AT THE BACKFILL SIDE

DEPTH BELOW GS	DIAM	PHI	GAMMA AVG	KPY	A	B	PC
FT	IN		LBS/IN**3	LBS/IN**3			LB /IN
12.21	19.69	28.00	6.58E-02	2.00E+01	0.88	0.50	9.94E+02

Y	P
IN	LBS/IN
0.000	0.000
0.010	29.300
0.020	58.600
0.038	111.340
0.056	164.080
0.074	216.820
0.092	269.560
0.110	322.300
0.128	375.040
0.146	410.259

0.164	440.308
0.182	469.088
0.200	496.773
0.283	622.622
0.367	748.471
0.450	874.320
0.540	874.320

P-Multiplier = 1.000E+00 Y-Multiplier = 1.000E+00

AT THE EXCAVATION SIDE

DEPTH BELOW GS FT	DIAM IN	PHI	GAMMA AVG LBS/IN**3	KPY LBS/IN**3	A	B	PC LB /IN
1.59	19.69	28.00	3.92E-02	2.00E+01	1.71	1.23	6.39E+01

Y IN	P LBS/IN
0.000	0.000
0.010	3.828
0.020	7.656
0.038	14.546
0.056	21.437
0.074	28.327
0.092	35.218
0.110	42.108
0.128	48.998
0.146	55.889
0.164	62.779
0.182	69.670
0.200	76.560
0.283	88.742
0.367	98.944
0.450	109.146
0.540	109.146

P-Multiplier = 1.000E+00 Y-Multiplier = 1.000E+00

AT THE BACKFILL SIDE

DEPTH BELOW GS FT	DIAM IN	PHI	GAMMA AVG LBS/IN**3	KPY LBS/IN**3	A	B	PC LB /IN
13.80	19.69	28.00	6.28E-02	2.00E+01	0.88	0.50	1.06E+03

Y IN	P LBS/IN
---------	-------------

0.000	0.000
0.010	33.108
0.020	66.216
0.038	125.810
0.056	185.405
0.074	244.999
0.092	304.594
0.110	364.188
0.128	402.965
0.146	436.526
0.164	468.499
0.182	499.123
0.200	528.579
0.283	662.486
0.367	796.393
0.450	930.299
0.540	930.299

P-Multiplier = 1.000E+00 Y-Multiplier = 1.000E+00

AT THE EXCAVATION SIDE

DEPTH BELOW GS	DIAM	PHI	GAMMA AVG	KPY	A	B	PC
FT	IN		LBS/IN**3	LBS/IN**3			LB /IN
3.19	19.69	28.00	3.92E-02	2.00E+01	1.03	0.68	1.28E+02

Y	P
IN	LBS/IN
0.000	0.000
0.010	7.656
0.020	15.312
0.038	29.093
0.056	42.874
0.074	56.654
0.092	62.435
0.110	67.287
0.128	71.696
0.146	75.758
0.164	79.538
0.182	83.084
0.200	86.432
0.283	101.515
0.367	116.598
0.450	131.681
0.540	131.681

P-Multiplier = 1.000E+00 Y-Multiplier = 1.000E+00

AT THE BACKFILL SIDE

DEPTH BELOW GS	DIAM	PHI	GAMMA AVG	KPY	A	B	PC
FT	IN		LBS/IN**3	LBS/IN**3			LB /IN
15.39	19.69	28.00	6.03E-02	2.00E+01	0.88	0.50	1.12E+03

Y	P
IN	LBS/IN
0.000	0.000
0.010	36.936
0.020	73.872
0.038	140.357
0.056	206.842
0.074	273.326
0.092	339.811
0.110	389.724
0.128	427.341
0.146	462.932
0.164	496.839
0.182	529.315
0.200	560.553
0.283	702.560
0.367	844.567
0.450	986.573
0.540	986.573

P-Multiplier = 1.000E+00 Y-Multiplier = 1.000E+00

AT THE EXCAVATION SIDE

DEPTH BELOW GS	DIAM	PHI	GAMMA AVG	KPY	A	B	PC
FT	IN		LBS/IN**3	LBS/IN**3			LB /IN
4.79	19.69	28.00	3.92E-02	2.00E+01	0.88	0.51	1.92E+02

Y	P
IN	LBS/IN
0.000	0.000
0.012	13.591
0.024	27.183
0.041	37.897
0.059	46.855
0.077	54.778
0.094	61.991
0.112	68.676
0.129	74.947
0.147	80.882

0.165	86.536
0.182	91.951
0.200	97.159
0.283	121.321
0.367	145.484
0.450	169.647
0.540	169.647

P-Multiplier = 1.000E+00 Y-Multiplier = 1.000E+00

AT THE BACKFILL SIDE

DEPTH BELOW GS FT	DIAM IN	PHI	GAMMA AVG LBS/IN**3	KPY LBS/IN**3	A	B	PC LB /IN
16.98	19.69	28.00	5.83E-02	2.00E+01	0.88	0.50	1.19E+03

Y IN	P LBS/IN
0.000	0.000
0.010	40.764
0.020	81.528
0.038	154.903
0.056	228.278
0.074	301.654
0.092	369.543
0.110	411.954
0.128	451.716
0.146	489.337
0.164	525.178
0.182	559.507
0.200	592.527
0.283	742.634
0.367	892.740
0.450	1042.847
0.540	1042.847

P-Multiplier = 1.000E+00 Y-Multiplier = 1.000E+00

AT THE EXCAVATION SIDE

DEPTH BELOW GS FT	DIAM IN	PHI	GAMMA AVG LBS/IN**3	KPY LBS/IN**3	A	B	PC LB /IN
6.37	19.69	28.00	3.92E-02	2.00E+01	0.88	0.50	2.55E+02

Y IN	P LBS/IN
---------	-------------

0.000	0.000
0.011	16.485
0.022	32.971
0.039	47.572
0.057	59.701
0.075	70.408
0.093	80.153
0.111	89.185
0.129	97.663
0.146	105.690
0.164	113.341
0.182	120.673
0.200	127.728
0.283	160.086
0.367	192.444
0.450	224.802
0.540	224.802

P-Multiplier = 1.000E+00 Y-Multiplier = 1.000E+00

AT THE BACKFILL SIDE

DEPTH BELOW GS	DIAM	PHI	GAMMA AVG	KPY	A	B	PC
FT	IN		LBS/IN**3	LBS/IN**3			LB /IN
18.57	19.69	28.00	5.67E-02	2.00E+01	0.88	0.50	1.25E+03

Y	P
IN	LBS/IN
0.000	0.000
0.010	44.572
0.020	89.144
0.038	169.374
0.056	249.603
0.074	329.833
0.092	389.380
0.110	434.067
0.128	475.964
0.146	515.605
0.164	553.370
0.182	589.541
0.200	624.334
0.283	782.498
0.367	940.663
0.450	1098.827
0.540	1098.827

P-Multiplier = 1.000E+00 Y-Multiplier = 1.000E+00

AT THE EXCAVATION SIDE

DEPTH BELOW GS	DIAM	C	CAVG	GAMMA AVG	E50
FT	IN	LBS/IN**2	LBS/IN**2	LBS/IN**3	
6.39	19.690	5.21E+00	5.21E+00	3.92E-02	1.5000E-02

Y	P
IN	LBS/IN
0.00000	0.00000
0.00007	14.86485
0.00036	22.22814
0.00072	26.43386
0.00360	39.52785
0.00720	47.00680
0.03600	70.29156
0.07200	83.59122
0.18000	105.11039
0.36000	124.99803
0.54000	138.33306
0.72000	148.64855
1.80000	186.91565
3.60000	222.28142
7.20000	264.33865
8.10000	264.33865
9.00000	264.33865

P-Multiplier = 1.000E+00 Y-Multiplier = 1.000E+00

AT THE BACKFILL SIDE

DEPTH BELOW GS	DIAM	C	CAVG	GAMMA AVG	E50
FT	IN	LBS/IN**2	LBS/IN**2	LBS/IN**3	
18.59	19.690	5.21E+00	5.21E+00	5.67E-02	1.5000E-02

Y	P
IN	LBS/IN
0.00000	0.00000
0.00007	27.77822
0.00036	41.53813
0.00072	49.39744
0.00360	73.86641
0.00720	87.84245
0.03600	131.35511
0.07200	156.20843
0.18000	196.42170
0.36000	233.58608

0.54000	258.50550
0.72000	277.78223
1.80000	349.29266
3.60000	415.38132
7.20000	493.97442
8.10000	493.97442
9.00000	493.97442

P-Multiplier = 1.000E+00 Y-Multiplier = 1.000E+00

AT THE EXCAVATION SIDE

DEPTH BELOW GS FT	DIAM IN	C LBS/IN**2	CAVG LBS/IN**2	GAMMA AVG LBS/IN**3	E50
7.50	19.690	5.21E+00	5.21E+00	4.05E-02	1.5000E-02

Y IN	P LBS/IN
0.00000	0.00000
0.00007	15.57573
0.00036	23.29115
0.00072	27.69800
0.00360	41.41818
0.00720	49.25479
0.03600	73.65309
0.07200	87.58878
0.18000	110.13706
0.36000	130.97578
0.54000	144.94853
0.72000	155.75733
1.80000	195.85447
3.60000	232.91153
7.20000	276.98005
8.10000	276.98005
9.00000	276.98005

P-Multiplier = 1.000E+00 Y-Multiplier = 1.000E+00

AT THE BACKFILL SIDE

DEPTH BELOW GS FT	DIAM IN	C LBS/IN**2	CAVG LBS/IN**2	GAMMA AVG LBS/IN**3	E50
19.71	19.690	5.21E+00	5.21E+00	5.62E-02	1.5000E-02

Y IN	P LBS/IN
---------	-------------

0.00000	0.00000
0.00007	28.48910
0.00036	42.60114
0.00072	50.66158
0.00360	75.75674
0.00720	90.09045
0.03600	134.71664
0.07200	160.20599
0.18000	201.44837
0.36000	239.56383
0.54000	265.12096
0.72000	284.89101
1.80000	358.23148
3.60000	426.01143
7.20000	506.61582
8.10000	506.61582
9.00000	506.61582

P-Multiplier = 1.000E+00 Y-Multiplier = 1.000E+00

AT THE EXCAVATION SIDE

DEPTH BELOW GS	DIAM	C	CAVG	GAMMA AVG	E50
FT	IN	LBS/IN**2	LBS/IN**2	LBS/IN**3	
8.63	19.690	5.21E+00	5.21E+00	4.15E-02	1.5000E-02

Y		P	
IN		LBS/IN	
0.00000	0.00000	0.00000	0.00000
0.00007	16.29192	16.29192	16.29192
0.00036	24.36210	24.36210	24.36210
0.00072	28.97158	28.97158	28.97158
0.00360	43.32261	43.32261	43.32261
0.00720	51.51956	51.51956	51.51956
0.03600	77.03971	77.03971	77.03971
0.07200	91.61617	91.61617	91.61617
0.18000	115.20124	115.20124	115.20124
0.36000	136.99814	136.99814	136.99814
0.54000	151.61336	151.61336	151.61336
0.72000	162.91916	162.91916	162.91916
1.80000	204.86000	204.86000	204.86000
3.60000	243.62096	243.62096	243.62096
7.20000	289.71578	289.71578	289.71578
8.10000	289.71578	289.71578	289.71578
9.00000	289.71578	289.71578	289.71578

P-Multiplier = 1.000E+00 Y-Multiplier = 1.000E+00

AT THE BACKFILL SIDE

DEPTH BELOW GS	DIAM	C	CAVG	GAMMA AVG	E50
FT	IN	LBS/IN**2	LBS/IN**2	LBS/IN**3	
20.83	19.690	5.21E+00	5.21E+00	5.57E-02	1.5000E-02

Y	P
IN	LBS/IN
0.00000	0.00000
0.00007	29.20528
0.00036	43.67209
0.00072	51.93516
0.00360	77.66117
0.00720	92.35522
0.03600	138.10326
0.07200	164.23338
0.18000	206.51255
0.36000	245.58619
0.54000	271.78580
0.72000	292.05284
1.80000	367.23701
3.60000	436.72086
7.20000	519.35156
8.10000	519.35156
9.00000	519.35156

P-Multiplier = 1.000E+00 Y-Multiplier = 1.000E+00

AT THE EXCAVATION SIDE

DEPTH BELOW GS	DIAM	C	CAVG	GAMMA AVG	E50
FT	IN	LBS/IN**2	LBS/IN**2	LBS/IN**3	
9.75	19.690	5.21E+00	5.21E+00	4.22E-02	1.5000E-02

Y	P
IN	LBS/IN
0.00000	0.00000
0.00007	17.00810
0.00036	25.43304
0.00072	30.24515
0.00360	45.22705
0.00720	53.78433
0.03600	80.42633
0.07200	95.64357
0.18000	120.26542
0.36000	143.02050

0.54000	158.27820
0.72000	170.08099
1.80000	213.86552
3.60000	254.33040
7.20000	302.45152
8.10000	302.45152
9.00000	302.45152

P-Multiplier = 1.000E+00 Y-Multiplier = 1.000E+00

AT THE BACKFILL SIDE

DEPTH BELOW GS FT	DIAM IN	C LBS/IN**2	CAVG LBS/IN**2	GAMMA AVG LBS/IN**3	E50
21.96	19.690	5.21E+00	5.21E+00	5.53E-02	1.5000E-02

Y IN	P LBS/IN
0.00000	0.00000
0.00007	29.92147
0.00036	44.74303
0.00072	53.20873
0.00360	79.56561
0.00720	94.61999
0.03600	141.48988
0.07200	168.26078
0.18000	211.57673
0.36000	251.60855
0.54000	278.45063
0.72000	299.21468
1.80000	376.24254
3.60000	447.43030
7.20000	532.08730
8.10000	532.08730
9.00000	532.08730

P-Multiplier = 1.000E+00 Y-Multiplier = 1.000E+00

AT THE EXCAVATION SIDE

DEPTH BELOW GS FT	DIAM IN	C LBS/IN**2	CAVG LBS/IN**2	GAMMA AVG LBS/IN**3	E50
10.87	19.690	5.21E+00	5.21E+00	4.28E-02	1.5000E-02

Y IN	P LBS/IN
---------	-------------

0.00000	0.00000
0.00007	17.71898
0.00036	26.49605
0.00072	31.50929
0.00360	47.11738
0.00720	56.03233
0.03600	83.78787
0.07200	99.64113
0.18000	125.29209
0.36000	148.99824
0.54000	164.89366
0.72000	177.18977
1.80000	222.80434
3.60000	264.96051
7.20000	315.09292
8.10000	315.09292
9.00000	315.09292

P-Multiplier = 1.000E+00 Y-Multiplier = 1.000E+00

AT THE BACKFILL SIDE

DEPTH BELOW GS FT	DIAM IN	C LBS/IN**2	CAVG LBS/IN**2	GAMMA AVG LBS/IN**3	E50
23.07	19.690	5.21E+00	5.21E+00	5.50E-02	1.5000E-02

Y IN	P LBS/IN
0.00000	0.00000
0.00007	30.63235
0.00036	45.80604
0.00072	54.47287
0.00360	81.45594
0.00720	96.86798
0.03600	144.85142
0.07200	172.25834
0.18000	216.60339
0.36000	257.58630
0.54000	285.06610
0.72000	306.32346
1.80000	385.18135
3.60000	458.06041
7.20000	544.72870
8.10000	544.72870
9.00000	544.72870

P-Multiplier = 1.000E+00 Y-Multiplier = 1.000E+00

AT THE EXCAVATION SIDE

DEPTH BELOW GS FT	DIAM IN	C LBS/IN**2	CAVG LBS/IN**2	GAMMA AVG LBS/IN**3	E50
10.89	19.690	1.04E+01	1.04E+01	4.28E-02	1.0000E-02
	Y IN			P LBS/IN	
	0.00000			0.00000	
	0.00005			29.26344	
	0.00024			43.75905	
	0.00048			52.03858	
	0.00240			77.81583	
	0.00480			92.53913	
	0.02400			138.37828	
	0.04800			164.56043	
	0.12000			206.92379	
	0.24000			246.07524	
	0.36000			272.32702	
	0.48000			292.63443	
	1.20000			367.96831	
	2.40000			437.59054	
	4.80000			520.38578	
	5.40000			520.38578	
	6.00000			520.38578	

P-Multiplier = 1.000E+00 Y-Multiplier = 1.000E+00

AT THE BACKFILL SIDE

DEPTH BELOW GS FT	DIAM IN	C LBS/IN**2	CAVG LBS/IN**2	GAMMA AVG LBS/IN**3	E50
23.09	19.690	1.04E+01	1.04E+01	5.50E-02	1.0000E-02
	Y IN			P LBS/IN	
	0.00000			0.00000	
	0.00005			42.17681	
	0.00024			63.06904	
	0.00048			75.00216	
	0.00240			112.15438	
	0.00480			133.37479	
	0.02400			199.44183	
	0.04800			237.17764	
	0.12000			298.23510	
	0.24000			354.66330	

0.36000	392.49946
0.48000	421.76812
1.20000	530.34533
2.40000	630.69044
4.80000	750.02155
5.40000	750.02155
6.00000	750.02155

P-Multiplier = 1.000E+00 Y-Multiplier = 1.000E+00

AT THE EXCAVATION SIDE

DEPTH BELOW GS FT	DIAM IN	C LBS/IN**2	CAVG LBS/IN**2	GAMMA AVG LBS/IN**3	E50
13.38	19.690	1.04E+01	1.04E+01	4.38E-02	1.0000E-02

Y IN	P LBS/IN
0.00000	0.00000
0.00005	30.84966
0.00024	46.13100
0.00048	54.85931
0.00240	82.03380
0.00480	97.55518
0.02400	145.87902
0.04800	173.48036
0.12000	218.14001
0.24000	259.41365
0.36000	287.08840
0.48000	308.49656
1.20000	387.91389
2.40000	461.30996
4.80000	548.59308
5.40000	548.59308
6.00000	548.59308

P-Multiplier = 1.000E+00 Y-Multiplier = 1.000E+00

AT THE BACKFILL SIDE

DEPTH BELOW GS FT	DIAM IN	C LBS/IN**2	CAVG LBS/IN**2	GAMMA AVG LBS/IN**3	E50
25.58	19.690	1.04E+01	1.04E+01	5.43E-02	1.0000E-02

Y IN	P LBS/IN
---------	-------------

0.00000	0.00000
0.00005	43.76302
0.00024	65.44099
0.00048	77.82289
0.00240	116.37236
0.00480	138.39084
0.02400	206.94257
0.04800	246.09757
0.12000	309.45132
0.24000	368.00171
0.36000	407.26084
0.48000	437.63025
1.20000	550.29090
2.40000	654.40986
4.80000	778.22886
5.40000	778.22886
6.00000	778.22886

P-Multiplier = 1.000E+00 Y-Multiplier = 1.000E+00

AT THE EXCAVATION SIDE

DEPTH BELOW GS	DIAM	C	CAVG	GAMMA AVG	E50
FT	IN	LBS/IN**2	LBS/IN**2	LBS/IN**3	
15.88	19.690	1.04E+01	1.04E+01	4.44E-02	1.0000E-02

Y		P	
IN		LBS/IN	
0.00000		0.00000	
0.00005		32.44117	
0.00024		48.51087	
0.00048		57.68947	
0.00240		86.26588	
0.00480		102.58800	
0.02400		153.40484	
0.04800		182.43013	
0.12000		229.39374	
0.24000		272.79667	
0.36000		301.89915	
0.48000		324.41175	
1.20000		407.92617	
2.40000		485.10871	
4.80000		576.89472	
5.40000		576.89472	
6.00000		576.89472	

P-Multiplier = 1.000E+00 Y-Multiplier = 1.000E+00

AT THE BACKFILL SIDE

DEPTH BELOW GS	DIAM	C	CAVG	GAMMA AVG	E50
FT	IN	LBS/IN**2	LBS/IN**2	LBS/IN**3	
28.08	19.690	1.04E+01	1.04E+01	5.37E-02	1.0000E-02

Y	P
IN	LBS/IN
0.00000	0.00000
0.00005	45.35454
0.00024	67.82086
0.00048	80.65305
0.00240	120.60444
0.00480	143.42366
0.02400	214.46839
0.04800	255.04734
0.12000	320.70505
0.24000	381.38473
0.36000	422.07158
0.48000	453.54543
1.20000	570.30318
2.40000	678.20860
4.80000	806.53050
5.40000	806.53050
6.00000	806.53050

P-Multiplier = 1.000E+00 Y-Multiplier = 1.000E+00

AT THE EXCAVATION SIDE

DEPTH BELOW GS	DIAM	C	CAVG	GAMMA AVG	E50
FT	IN	LBS/IN**2	LBS/IN**2	LBS/IN**3	
18.38	19.690	1.04E+01	1.04E+01	4.49E-02	1.0000E-02

Y	P
IN	LBS/IN
0.00000	0.00000
0.00005	34.03269
0.00024	50.89075
0.00048	60.51964
0.00240	90.49797
0.00480	107.62082
0.02400	160.93067
0.04800	191.37989
0.12000	240.64748
0.24000	286.17969

0.36000	316.70989
0.48000	340.32693
1.20000	427.93845
2.40000	508.90745
4.80000	605.19637
5.40000	605.19637
6.00000	605.19637

P-Multiplier = 1.000E+00 Y-Multiplier = 1.000E+00

AT THE BACKFILL SIDE

DEPTH BELOW GS FT	DIAM IN	C LBS/IN**2	CAVG LBS/IN**2	GAMMA AVG LBS/IN**3	E50
30.58	19.690	1.04E+01	1.04E+01	5.32E-02	1.0000E-02

Y IN	P LBS/IN
0.00000	0.00000
0.00005	46.94606
0.00024	70.20073
0.00048	83.48321
0.00240	124.83652
0.00480	148.45648
0.02400	221.99422
0.04800	263.99710
0.12000	331.95878
0.24000	394.76775
0.36000	436.88233
0.48000	469.46061
1.20000	590.31547
2.40000	702.00735
4.80000	834.83214
5.40000	834.83214
6.00000	834.83214

P-Multiplier = 1.000E+00 Y-Multiplier = 1.000E+00

AT THE EXCAVATION SIDE

DEPTH BELOW GS FT	DIAM IN	C LBS/IN**2	CAVG LBS/IN**2	GAMMA AVG LBS/IN**3	E50
20.87	19.690	1.04E+01	1.04E+01	4.53E-02	1.0000E-02

Y IN	P LBS/IN
---------	-------------

0.00000	0.00000
0.00005	35.61891
0.00024	53.26269
0.00048	63.34037
0.00240	94.71594
0.00480	112.63687
0.02400	168.43141
0.04800	200.29983
0.12000	251.86370
0.24000	299.51810
0.36000	331.47127
0.48000	356.18906
1.20000	447.88403
2.40000	532.62687
4.80000	633.40367
5.40000	633.40367
6.00000	633.40367

P-Multiplier = 1.000E+00 Y-Multiplier = 1.000E+00

AT THE BACKFILL SIDE

DEPTH BELOW GS	DIAM	C	CAVG	GAMMA AVG	E50
FT	IN	LBS/IN**2	LBS/IN**2	LBS/IN**3	
33.07	19.690	1.04E+01	1.04E+01	5.28E-02	1.0000E-02

Y	P
IN	LBS/IN
0.00000	0.00000
0.00005	48.53227
0.00024	72.57268
0.00048	86.30394
0.00240	129.05450
0.00480	153.47253
0.02400	229.49495
0.04800	272.91703
0.12000	343.17500
0.24000	408.10616
0.36000	451.64371
0.48000	485.32275
1.20000	610.26104
2.40000	725.72677
4.80000	863.03944
5.40000	863.03944
6.00000	863.03944

P-Multiplier = 1.000E+00 Y-Multiplier = 1.000E+00

AT THE EXCAVATION SIDE

DEPTH BELOW GS	DIAM	C	CAVG	GAMMA AVG	E50
FT	IN	LBS/IN**2	LBS/IN**2	LBS/IN**3	
20.89	19.690	3.12E+01	3.12E+01	4.53E-02	4.0000E-03

Y	P
IN	LBS/IN
0.00000	0.00000
0.00002	81.76525
0.00010	122.26757
0.00019	145.40147
0.00096	217.42591
0.00192	258.56444
0.00960	386.64402
0.01920	459.79982
0.04800	578.16767
0.09600	687.56110
0.14400	760.91144
0.19200	817.65255
0.48000	1028.14365
0.96000	1222.67575
1.92000	1454.01470
2.16000	1454.01470
2.40000	1454.01470

P-Multiplier = 1.000E+00 Y-Multiplier = 1.000E+00

AT THE BACKFILL SIDE

DEPTH BELOW GS	DIAM	C	CAVG	GAMMA AVG	E50
FT	IN	LBS/IN**2	LBS/IN**2	LBS/IN**3	
33.09	19.690	3.12E+01	3.12E+01	5.28E-02	4.0000E-03

Y	P
IN	LBS/IN
0.00000	0.00000
0.00002	94.67862
0.00010	141.57756
0.00019	168.36505
0.00096	251.76447
0.00192	299.40010
0.00960	447.70757
0.01920	532.41702
0.04800	669.47897
0.09600	796.14916

0.14400	881.08388
0.19200	946.78624
0.48000	1190.52066
0.96000	1415.77565
1.92000	1683.65047
2.16000	1683.65047
2.40000	1683.65047

P-Multiplier = 1.000E+00 Y-Multiplier = 1.000E+00

AT THE EXCAVATION SIDE

DEPTH BELOW GS FT	DIAM IN	C LBS/IN**2	CAVG LBS/IN**2	GAMMA AVG LBS/IN**3	E50
22.84	19.690	3.12E+01	3.12E+01	4.57E-02	4.0000E-03

Y IN	P LBS/IN
0.00000	0.00000
0.00002	83.07970
0.00010	124.23312
0.00019	147.73891
0.00096	220.92121
0.00192	262.72107
0.00960	392.85963
0.01920	467.19147
0.04800	587.46217
0.09600	698.61419
0.14400	773.14370
0.19200	830.79697
0.48000	1044.67188
0.96000	1242.33123
1.92000	1477.38914
2.16000	1477.38914
2.40000	1477.38914

P-Multiplier = 1.000E+00 Y-Multiplier = 1.000E+00

AT THE BACKFILL SIDE

DEPTH BELOW GS FT	DIAM IN	C LBS/IN**2	CAVG LBS/IN**2	GAMMA AVG LBS/IN**3	E50
35.04	19.690	3.12E+01	3.12E+01	5.27E-02	4.0000E-03

Y IN	P LBS/IN
---------	-------------

0.00000	0.00000
0.00002	95.99306
0.00010	143.54311
0.00019	170.70249
0.00096	255.25977
0.00192	303.55673
0.00960	453.92318
0.01920	539.80867
0.04800	678.77348
0.09600	807.20225
0.14400	893.31614
0.19200	959.93066
0.48000	1207.04889
0.96000	1435.43113
1.92000	1707.02492
2.16000	1707.02492
2.40000	1707.02492

P-Multiplier = 1.000E+00 Y-Multiplier = 1.000E+00

AT THE EXCAVATION SIDE

DEPTH BELOW GS FT	DIAM IN	C LBS/IN**2	CAVG LBS/IN**2	GAMMA AVG LBS/IN**3	E50
24.79	19.690	3.12E+01	3.12E+01	4.61E-02	4.0000E-03

Y IN	P LBS/IN
0.00000	0.00000
0.00002	84.39976
0.00010	126.20708
0.00019	150.08636
0.00096	224.43146
0.00192	266.89549
0.00960	399.10184
0.01920	474.61475
0.04800	596.79646
0.09600	709.71459
0.14400	785.42831
0.19200	843.99764
0.48000	1061.27085
0.96000	1262.07084
1.92000	1500.86362
2.16000	1500.86362
2.40000	1500.86362

P-Multiplier = 1.000E+00 Y-Multiplier = 1.000E+00

AT THE BACKFILL SIDE

DEPTH BELOW GS FT	DIAM IN	C LBS/IN**2	CAVG LBS/IN**2	GAMMA AVG LBS/IN**3	E50
36.99	19.690	3.12E+01	3.12E+01	5.26E-02	4.0000E-03

Y IN	P LBS/IN
0.00000	0.00000
0.00002	97.31313
0.00010	145.51707
0.00019	173.04994
0.00096	258.77002
0.00192	307.73115
0.00960	460.16539
0.01920	547.23196
0.04800	688.10776
0.09600	818.30264
0.14400	905.60075
0.19200	973.13133
0.48000	1223.64786
0.96000	1455.17074
1.92000	1730.49940
2.16000	1730.49940
2.40000	1730.49940

P-Multiplier = 1.000E+00 Y-Multiplier = 1.000E+00

AT THE EXCAVATION SIDE

DEPTH BELOW GS FT	DIAM IN	C LBS/IN**2	CAVG LBS/IN**2	GAMMA AVG LBS/IN**3	E50
26.75	19.690	3.12E+01	3.12E+01	4.65E-02	4.0000E-03

Y IN	P LBS/IN
0.00000	0.00000
0.00002	85.71983
0.00010	128.18104
0.00019	152.43381
0.00096	227.94172
0.00192	271.06991
0.00960	405.34405
0.01920	482.03803
0.04800	606.13074
0.09600	720.81499

0.14400	797.71292
0.19200	857.19831
0.48000	1077.86981
0.96000	1281.81045
1.92000	1524.33810
2.16000	1524.33810
2.40000	1524.33810

P-Multiplier = 1.000E+00 Y-Multiplier = 1.000E+00

AT THE BACKFILL SIDE

DEPTH BELOW GS FT	DIAM IN	C LBS/IN**2	CAVG LBS/IN**2	GAMMA AVG LBS/IN**3	E50
38.95	19.690	3.12E+01	3.12E+01	5.25E-02	4.0000E-03

Y IN	P LBS/IN
0.00000	0.00000
0.00002	98.63320
0.00010	147.49103
0.00019	175.39739
0.00096	262.28027
0.00192	311.90557
0.00960	466.40760
0.01920	554.65524
0.04800	697.44204
0.09600	829.40304
0.14400	917.88536
0.19200	986.33200
0.48000	1240.24682
0.96000	1474.91035
1.92000	1753.97388
2.16000	1753.97388
2.40000	1753.97388

P-Multiplier = 1.000E+00 Y-Multiplier = 1.000E+00

AT THE EXCAVATION SIDE

DEPTH BELOW GS FT	DIAM IN	C LBS/IN**2	CAVG LBS/IN**2	GAMMA AVG LBS/IN**3	E50
28.69	19.690	3.12E+01	3.12E+01	4.68E-02	4.0000E-03

Y IN	P LBS/IN
---------	-------------

0.00000	0.00000
0.00002	87.03427
0.00010	130.14659
0.00019	154.77125
0.00096	231.43701
0.00192	275.22654
0.00960	411.55966
0.01920	489.42968
0.04800	615.42525
0.09600	731.86808
0.14400	809.94518
0.19200	870.34273
0.48000	1094.39804
0.96000	1301.46593
1.92000	1547.71255
2.16000	1547.71255
2.40000	1547.71255

P-Multiplier = 1.000E+00 Y-Multiplier = 1.000E+00

AT THE BACKFILL SIDE

DEPTH BELOW GS FT	DIAM IN	C LBS/IN**2	CAVG LBS/IN**2	GAMMA AVG LBS/IN**3	E50
40.89	19.690	3.12E+01	3.12E+01	5.25E-02	4.0000E-03

Y IN	P LBS/IN
0.00000	0.00000
0.00002	99.94764
0.00010	149.45658
0.00019	177.73483
0.00096	265.77557
0.00192	316.06220
0.00960	472.62321
0.01920	562.04689
0.04800	706.73655
0.09600	840.45613
0.14400	930.11761
0.19200	999.47642
0.48000	1256.77505
0.96000	1494.56583
1.92000	1777.34832
2.16000	1777.34832
2.40000	1777.34832

P-Multiplier = 1.000E+00 Y-Multiplier = 1.000E+00

New Wall

RESULTS

NUMBER OF ITERATIONS : 48

***** ANALYSIS COMPLETED *****

STA I	X	DEFL.	SLOPE	MOMENT	SHEAR	SOIL_REACT
NET_FORCE/STA	EI					
LBS	FT	IN	RAD	LBS-IN	LBS	LBS/IN
LBS	LBS-IN**2					
-----	-----	----	-----	-----	-----	-----
0	0.000E+00	7.403E+00	-2.568E-02	0.000E+00	0.000E+00	0.000E+00
0.000E+00	2.336E+10					
1	4.010E-01	7.279E+00	-2.568E-02	0.000E+00	7.105E+01	0.000E+00
1.421E+02	2.336E+10					
2	8.020E-01	7.156E+00	-2.568E-02	6.838E+02	2.235E+02	0.000E+00
1.628E+02	2.336E+10					
3	1.203E+00	7.032E+00	-2.568E-02	2.151E+03	3.966E+02	0.000E+00
1.835E+02	2.336E+10					
4	1.604E+00	6.909E+00	-2.568E-02	4.501E+03	5.905E+02	0.000E+00
2.042E+02	2.336E+10					
5	2.005E+00	6.785E+00	-2.568E-02	7.834E+03	8.050E+02	0.000E+00
2.249E+02	2.336E+10					
6	2.406E+00	6.661E+00	-2.568E-02	1.225E+04	1.040E+03	0.000E+00
2.456E+02	2.336E+10					
7	2.807E+00	6.538E+00	-2.567E-02	1.785E+04	1.296E+03	0.000E+00
2.663E+02	2.336E+10					
8	3.208E+00	6.414E+00	-2.567E-02	2.472E+04	1.573E+03	0.000E+00
2.870E+02	2.336E+10					
9	3.609E+00	6.291E+00	-2.566E-02	3.298E+04	1.870E+03	0.000E+00
3.077E+02	2.336E+10					
10	4.010E+00	6.167E+00	-2.565E-02	4.272E+04	2.188E+03	0.000E+00
3.284E+02	2.336E+10					
11	4.411E+00	6.044E+00	-2.564E-02	5.404E+04	2.527E+03	0.000E+00
3.491E+02	2.336E+10					
12	4.812E+00	5.921E+00	-2.563E-02	6.704E+04	2.886E+03	0.000E+00
3.698E+02	2.336E+10					
13	5.213E+00	5.797E+00	-2.562E-02	8.182E+04	3.266E+03	0.000E+00
3.905E+02	2.336E+10					
14	5.614E+00	5.674E+00	-2.560E-02	9.848E+04	3.667E+03	0.000E+00
4.112E+02	2.336E+10					
15	6.015E+00	5.551E+00	-2.558E-02	1.171E+05	4.089E+03	0.000E+00
4.319E+02	2.336E+10					
16	6.416E+00	5.428E+00	-2.555E-02	1.378E+05	4.531E+03	0.000E+00
4.525E+02	2.336E+10					
17	6.817E+00	5.305E+00	-2.552E-02	1.607E+05	4.994E+03	0.000E+00

4.732E+02	2.336E+10					
18	7.218E+00	5.182E+00	-2.548E-02	1.859E+05	5.477E+03	0.000E+00
4.939E+02	2.336E+10					
19	7.619E+00	5.060E+00	-2.544E-02	2.134E+05	5.982E+03	0.000E+00
5.146E+02	2.336E+10					
20	8.020E+00	4.937E+00	-2.540E-02	2.435E+05	6.507E+03	0.000E+00
5.353E+02	2.336E+10					
21	8.421E+00	4.815E+00	-2.534E-02	2.761E+05	7.052E+03	0.000E+00
5.560E+02	2.336E+10					
22	8.822E+00	4.694E+00	-2.528E-02	3.113E+05	7.619E+03	0.000E+00
5.767E+02	2.336E+10					
23	9.223E+00	4.572E+00	-2.521E-02	3.494E+05	8.206E+03	0.000E+00
5.974E+02	2.336E+10					
24	9.624E+00	4.451E+00	-2.514E-02	3.903E+05	8.816E+03	0.000E+00
6.236E+02	2.336E+10					
25	1.003E+01	4.330E+00	-2.505E-02	4.342E+05	9.459E+03	0.000E+00
6.620E+02	2.336E+10					
26	1.043E+01	4.210E+00	-2.496E-02	4.813E+05	1.014E+04	0.000E+00
7.004E+02	2.336E+10					
27	1.083E+01	4.090E+00	-2.485E-02	5.318E+05	1.086E+04	0.000E+00
7.389E+02	2.336E+10					
28	1.123E+01	3.971E+00	-2.474E-02	5.858E+05	1.162E+04	0.000E+00
7.773E+02	2.336E+10					
29	1.163E+01	3.852E+00	-2.461E-02	6.436E+05	1.241E+04	0.000E+00
8.136E+02	2.336E+10					
30	1.203E+01	3.734E+00	-2.447E-02	7.053E+05	1.324E+04	-1.245E+00
8.436E+02	2.336E+10					
31	1.243E+01	3.616E+00	-2.432E-02	7.711E+05	1.398E+04	-2.910E+01
6.242E+02	2.336E+10					
32	1.283E+01	3.500E+00	-2.415E-02	8.398E+05	1.454E+04	-5.574E+01
4.960E+02	2.336E+10					
33	1.323E+01	3.384E+00	-2.397E-02	9.110E+05	1.497E+04	-8.241E+01
3.677E+02	2.336E+10					
34	1.363E+01	3.269E+00	-2.378E-02	9.839E+05	1.527E+04	-1.091E+02
2.392E+02	2.336E+10					
35	1.404E+01	3.155E+00	-2.357E-02	1.058E+06	1.550E+04	-1.148E+02
2.120E+02	2.336E+10					
36	1.444E+01	3.042E+00	-2.334E-02	1.133E+06	1.570E+04	-1.204E+02
1.848E+02	2.336E+10					
37	1.484E+01	2.930E+00	-2.310E-02	1.209E+06	1.587E+04	-1.260E+02
1.576E+02	2.336E+10					
38	1.524E+01	2.820E+00	-2.284E-02	1.286E+06	1.601E+04	-1.317E+02
1.305E+02	2.336E+10					
39	1.564E+01	2.710E+00	-2.257E-02	1.363E+06	1.612E+04	-1.412E+02
8.486E+01	2.336E+10					
40	1.604E+01	2.603E+00	-2.228E-02	1.441E+06	1.618E+04	-1.507E+02
3.926E+01	2.336E+10					
41	1.644E+01	2.496E+00	-2.198E-02	1.519E+06	1.620E+04	-1.601E+02
-6.329E+00	2.336E+10					
42	1.684E+01	2.391E+00	-2.166E-02	1.597E+06	1.617E+04	-1.696E+02

-5.192E+01	2.336E+10					
43	1.724E+01	2.288E+00	-2.132E-02	1.674E+06	1.608E+04	-1.834E+02
-1.183E+02	2.336E+10					
44	1.764E+01	2.186E+00	-2.097E-02	1.752E+06	1.593E+04	-1.972E+02
-1.847E+02	2.336E+10					
45	1.805E+01	2.086E+00	-2.060E-02	1.828E+06	1.571E+04	-2.110E+02
-2.511E+02	2.336E+10					
46	1.845E+01	1.988E+00	-2.021E-02	1.903E+06	1.543E+04	-2.248E+02
-3.175E+02	2.336E+10					
47	1.885E+01	1.891E+00	-1.982E-02	1.976E+06	1.492E+04	-2.158E+02
-6.956E+02	2.336E+10					
48	1.925E+01	1.797E+00	-1.940E-02	2.046E+06	1.425E+04	-2.055E+02
-6.458E+02	2.336E+10					
49	1.965E+01	1.705E+00	-1.897E-02	2.113E+06	1.364E+04	-1.924E+02
-5.828E+02	2.336E+10					
50	2.005E+01	1.614E+00	-1.853E-02	2.178E+06	1.306E+04	-1.919E+02
-5.806E+02	2.336E+10					
51	2.045E+01	1.526E+00	-1.808E-02	2.239E+06	1.248E+04	-1.914E+02
-5.782E+02	2.336E+10					
52	2.085E+01	1.440E+00	-1.761E-02	2.298E+06	1.190E+04	-1.909E+02
-5.758E+02	2.336E+10					
53	2.125E+01	1.357E+00	-1.713E-02	2.354E+06	1.132E+04	-1.904E+02
-5.734E+02	2.336E+10					
54	2.165E+01	1.275E+00	-1.664E-02	2.407E+06	1.075E+04	-1.899E+02
-5.711E+02	2.336E+10					
55	2.206E+01	1.197E+00	-1.614E-02	2.457E+06	1.018E+04	-1.894E+02
-5.687E+02	2.336E+10					
56	2.246E+01	1.120E+00	-1.563E-02	2.505E+06	9.615E+03	-1.889E+02
-5.662E+02	2.336E+10					
57	2.286E+01	1.046E+00	-1.511E-02	2.550E+06	9.050E+03	-1.884E+02
-5.639E+02	2.336E+10					
58	2.326E+01	9.748E-01	-1.458E-02	2.592E+06	8.316E+03	-1.880E+02
-9.045E+02	2.336E+10					
59	2.366E+01	9.059E-01	-1.404E-02	2.630E+06	7.350E+03	-2.135E+02
-1.027E+03	2.336E+10					
60	2.406E+01	8.397E-01	-1.349E-02	2.662E+06	6.265E+03	-2.376E+02
-1.143E+03	2.336E+10					
61	2.446E+01	7.761E-01	-1.294E-02	2.690E+06	5.067E+03	-2.604E+02
-1.253E+03	2.336E+10					
62	2.486E+01	7.151E-01	-1.239E-02	2.711E+06	3.762E+03	-2.819E+02
-1.357E+03	2.336E+10					
63	2.526E+01	6.569E-01	-1.183E-02	2.726E+06	2.357E+03	-3.022E+02
-1.454E+03	2.336E+10					
64	2.566E+01	6.013E-01	-1.126E-02	2.734E+06	8.555E+02	-3.219E+02
-1.549E+03	2.336E+10					
65	2.607E+01	5.485E-01	-1.070E-02	2.734E+06	-6.859E+02	-3.188E+02
-1.534E+03	2.336E+10					
66	2.647E+01	4.984E-01	-1.014E-02	2.727E+06	-2.213E+03	-3.159E+02
-1.520E+03	2.336E+10					
67	2.687E+01	4.509E-01	-9.576E-03	2.713E+06	-3.721E+03	-3.111E+02

-1.497E+03	2.336E+10					
68	2.727E+01	4.062E-01	-9.020E-03	2.692E+06	-5.205E+03	-3.055E+02
-1.470E+03	2.336E+10					
69	2.767E+01	3.641E-01	-8.468E-03	2.663E+06	-6.662E+03	-3.002E+02
-1.445E+03	2.336E+10					
70	2.807E+01	3.247E-01	-7.923E-03	2.627E+06	-8.090E+03	-2.933E+02
-1.412E+03	2.336E+10					
71	2.847E+01	2.879E-01	-7.386E-03	2.585E+06	-9.486E+03	-2.867E+02
-1.380E+03	2.336E+10					
72	2.887E+01	2.536E-01	-6.859E-03	2.536E+06	-1.085E+04	-2.806E+02
-1.350E+03	2.336E+10					
73	2.927E+01	2.219E-01	-6.342E-03	2.481E+06	-1.218E+04	-2.728E+02
-1.313E+03	2.336E+10					
74	2.967E+01	1.926E-01	-5.837E-03	2.419E+06	-1.347E+04	-2.640E+02
-1.270E+03	2.336E+10					
75	3.008E+01	1.657E-01	-5.346E-03	2.351E+06	-1.473E+04	-2.560E+02
-1.232E+03	2.336E+10					
76	3.048E+01	1.411E-01	-4.869E-03	2.277E+06	-1.594E+04	-2.486E+02
-1.196E+03	2.336E+10					
77	3.088E+01	1.188E-01	-4.408E-03	2.198E+06	-1.712E+04	-2.417E+02
-1.163E+03	2.336E+10					
78	3.128E+01	9.871E-02	-3.964E-03	2.112E+06	-1.825E+04	-2.296E+02
-1.105E+03	2.336E+10					
79	3.168E+01	8.068E-02	-3.538E-03	2.022E+06	-1.933E+04	-2.187E+02
-1.053E+03	2.336E+10					
80	3.208E+01	6.466E-02	-3.132E-03	1.926E+06	-2.036E+04	-2.091E+02
-1.006E+03	2.336E+10					
81	3.248E+01	5.054E-02	-2.745E-03	1.826E+06	-2.135E+04	-2.006E+02
-9.654E+02	2.336E+10					
82	3.288E+01	3.824E-02	-2.380E-03	1.721E+06	-2.228E+04	-1.873E+02
-9.014E+02	2.336E+10					
83	3.328E+01	2.764E-02	-2.036E-03	1.612E+06	-2.392E+04	-4.945E+02
-2.379E+03	2.336E+10					
84	3.368E+01	1.864E-02	-1.717E-03	1.491E+06	-2.621E+04	-4.573E+02
-2.201E+03	2.336E+10					
85	3.409E+01	1.112E-02	-1.423E-03	1.359E+06	-2.828E+04	-4.014E+02
-1.931E+03	2.336E+10					
86	3.449E+01	4.940E-03	-1.158E-03	1.219E+06	-2.999E+04	-3.127E+02
-1.505E+03	2.336E+10					
87	3.489E+01	-2.685E-05	-9.219E-04	1.071E+06	-3.050E+04	1.007E+02
4.847E+02	2.336E+10					
88	3.529E+01	-3.933E-03	-7.164E-04	9.250E+05	-2.943E+04	3.439E+02
1.655E+03	2.336E+10					
89	3.569E+01	-6.921E-03	-5.400E-04	7.873E+05	-2.764E+04	4.037E+02
1.943E+03	2.336E+10					
90	3.609E+01	-9.129E-03	-3.910E-04	6.590E+05	-2.559E+04	4.484E+02
2.158E+03	2.336E+10					
91	3.649E+01	-1.068E-02	-2.674E-04	5.411E+05	-2.338E+04	4.687E+02
2.256E+03	2.336E+10					
92	3.689E+01	-1.170E-02	-1.669E-04	4.340E+05	-2.110E+04	4.793E+02

2.306E+03	2.336E+10					
93	3.729E+01	-1.229E-02	-8.740E-05	3.380E+05	-1.878E+04	4.859E+02
2.338E+03	2.336E+10					
94	3.769E+01	-1.254E-02	-2.648E-05	2.533E+05	-1.643E+04	4.895E+02
2.356E+03	2.336E+10					
95	3.810E+01	-1.255E-02	1.815E-05	1.799E+05	-1.407E+04	4.909E+02
2.362E+03	2.336E+10					
96	3.850E+01	-1.237E-02	4.883E-05	1.179E+05	-1.171E+04	4.906E+02
2.361E+03	2.336E+10					
97	3.890E+01	-1.208E-02	6.790E-05	6.724E+04	-8.763E+03	7.338E+02
3.531E+03	2.336E+10					
98	3.930E+01	-1.172E-02	7.828E-05	3.356E+04	-5.826E+03	4.871E+02
2.344E+03	2.336E+10					
99	3.970E+01	-1.132E-02	8.289E-05	1.117E+04	-3.487E+03	4.848E+02
2.333E+03	2.336E+10					
100	4.010E+01	-1.092E-02	8.404E-05	-1.750E-09	-1.160E+03	4.823E+02
2.321E+03	2.336E+10					

END OF ANALYSIS

=====

PYWALL for Windows, Version 2022.7.5

Serial Number : 447597562

A Program for the Analysis of
Flexible Retaining Walls
(c) Copyright ENSOFT, Inc., 1987-2022
All Rights Reserved

=====

This program is licensed to :

EMHT Inc.
New Albany, OH, USA

Path to file locations : J:\20230339\ODOT\07_D11 Bridge
St_Bowerston\120494\400-Engineering\Structures\SFN_3431790\EngData\17_Temp
Shoring\Stage 3 Design\PYWALL\
Name of input data file : Temp Shoring_SW WW Service with Water.py7d
Name of output file : Temp Shoring_SW WW Service with Water.py7o
Name of plot output file : Temp Shoring_SW WW Service with Water.py7p

Time and Date of Analysis

Date: December 19, 2025 Time: 10:55:18

New Wall

* PROGRAM CONTROL PARAMETERS *

NO OF POINTS FOR SPECIFIED DEFLECTIONS AND SLOPES	=	0
NO OF WALL SECTIONS	=	1
NO OF CROSS SECTIONS	=	1
GENERATE EARTH PRESSURE INTERNALLY	=	1
GENERATE SOIL RESISTANCE (P-Y) CURVES INTERNALLY	=	1
NO OF P-Y MODIFICATION FACTORS FOR GEN. P-Y CURVES	=	0
NO OF USER-SPECIFIED SOIL RESISTANCE (P-Y) CURVES	=	0
NO OF TIE BACKS	=	0
NO OF STRUTS/RAKERS	=	0

HEIGHT OF WALL	=	38.000 FT
NUMBER OF INCREMENTS	=	100
INCREMENT LENGTH	=	4.560 IN
MAXIMUM ALLOWABLE DEFLECTION	=	100.000 IN
DEFLECTION CLOSURE TOLERANCE	=	1.000E-05 IN
MAXIMUM NUMBER OF ITERATIONS	=	100

* WALL SECTIONS *

SECT	TOP FT	BOTTOM FT	SECTION
1	0.00000	38.0000	1

* CROSS SECTIONS *

CROSS SECTION : 1
 SECTION NAME : PZ
 TYPE : ELASTIC
 CROSS SECTION TYPE : SHEET PILING
 SOURCE : USS
 SECTION NAME : PZ
 WIDTH : 19.6900 IN
 DEPTH : 16.1000 IN
 WEB THICKNESS : 0.50000 IN
 YOUNG MODULUS : 2.90000E+07 LBS/IN**2

* CROSS SECTIONS PROPERTIES *

ELASTIC SECTIONS

SECT	DIAM, IN	I, IN**4
1	19.6900	805.400

* STIFFNESS AND LOAD DATA *

EI - FLEXURAL RIGIDITY, Q - TRANSVERSE LOAD,
 S - STIFFNESS OF TRANSVERSE RESISTANCE,
 T - TORQUE, P - AXIAL LOAD,
 R - STIFFNESS OF TORSIONAL RESISTANCE.

FROM	TO	CONTD	EI	Q	S	T	R	P
			LBS-IN**2	LBS	LBS/IN	IN-LBS	IN-LBS	LBS
0	1		2.336E+10	0.000E+00	0.000E+00	0.000E+00	0.000E+00	0.000E+00
100	0		2.336E+10	0.000E+00	0.000E+00	0.000E+00	0.000E+00	0.000E+00

 * WALL INFORMATION *

FREE HEIGHT OF WALL = 1.153E+01 FT
 WIDTH FOR EARTH PRESSURE, WA = 1.969E+01 IN
 WIDTH FOR SOIL RESISTANCE, WP = 1.969E+01 IN
 DEPTH TO THE WATER TABLE AT BACKFILL = 7.610E+00 FT
 DEPTH TO THE WATER TABLE AT EXCAVATION = 1.153E+01 FT
 UNIT WEIGHT OF WATER = 3.600E-02 LBS/IN**3
 SLOPE OF THE BACKFILL (deg.) = 0.000E+00
 SLOPE OF THE EXCAVATION GROUND (deg.) = 0.000E+00
 MODIFICATION FOR ACTIVE EARTH PRESSURE = 1.000E+00

 * SURCHARGE INFORMATION *

UNIFORM SURFACE PRESSURE = 0.000E+00 LBS/IN**2

 * SOIL INFORMATION *

LAYER NO.	TOTAL THICKNESS	COHESION/ STRENGTH	TOTAL UNIT			
	FT	PSI	PHI DEG	WEIGHT PCI	DRAINED T OR F	ZTOP FT
1	7.6	5.2	0.0	0.072	T	0.00
2	3.0	5.2	0.0	0.084	T	7.61
3	0.9	0.0	28.0	0.075	T	10.61
4	6.6	0.0	28.0	0.075	T	11.53
5	4.5	5.2	0.0	0.084	F	18.11
6	10.0	10.4	0.0	0.084	F	22.61
7	22.4	31.2	0.0	0.084	F	32.61

 * EFFECTIVE OVERBURDEN STRESS *

DEPTH FT	STRESS LBS/IN**2
0.000E+00	0.000E+00
7.610E+00	6.553E+00
1.061E+01	8.278E+00
1.153E+01	8.711E+00
1.811E+01	1.181E+01
2.261E+01	1.440E+01
3.261E+01	2.015E+01

 * ACTIVE AND PASSIVE EARTH PRESSURE COEFFICIENT *

LAYER NO.	ACTIVE EARTH COEFFICIENT	PASSIVE EARTH(*) COEFFICIENT	OPTIONAL EARTH(**) COEFFICIENT
1	1.000E+00	1.000E+00	4.217E-01
2	1.000E+00	1.000E+00	4.217E-01
3	3.610E-01	2.770E+00	4.217E-01
4	3.610E-01	2.770E+00	0.000E+00
5	1.000E+00	1.000E+00	0.000E+00
6	1.000E+00	1.000E+00	0.000E+00
7	1.000E+00	1.000E+00	0.000E+00

NOTES:

- (*) PASSIVE EARTH COEFFICIENT IS PRINTED ONLY FOR REFERENCE,
 IT IS NOT USED FOR ANALYSIS
- (**) OPTIONAL EARTH COEFFICIENT IS USED TO ESTIMATE ACTIVE PRESSURE
 IF IT IS DIFFERENT THAN ZERO

 * ACTIVE EARTH PRESSURE OF EACH LAYER *

LAYER NO	PA1 LBS/IN	Z1 FT	PA2 LBS/IN	Z2 FT	PA3 LBS/IN	Z3 FT	PA4 LBS/IN
1	0.00	3.80	126.19	5.07	0.00	-0.00	0.00
2	99.49	9.11	13.09	9.61	0.00	-0.00	0.00
3	38.54	11.07	1.01	11.22	0.00	-0.00	0.00

 * ACTIVE WATER PRESSURE OF EACH LAYER *

LAYER NO	PW1 LBS/IN	Z1 FT	PW2 LBS/IN	Z2 FT
2	0.00	9.11	23.33	9.61
3	14.31	11.07	2.19	11.22

* GENERATED TRIANGULAR-DISTRIBUTION EARTH PRESSURE

DEPTH FT	ACTIVE EARTH PRESSURE LBS/IN
-----	-----
0.00000E+00	0.00000E+00
5.01758E-01	3.58791E+00
1.00350E+00	7.17563E+00
1.50525E+00	1.07635E+01
2.00700E+00	1.43515E+01
2.50875E+00	1.79392E+01
3.01058E+00	2.15271E+01
3.51233E+00	2.51146E+01
4.01408E+00	2.87021E+01
4.51583E+00	3.22916E+01
5.01758E+00	3.58791E+01
5.51933E+00	3.94666E+01
6.02108E+00	4.30542E+01
6.52283E+00	4.66417E+01
7.02458E+00	5.02292E+01
7.52633E+00	5.38187E+01
8.02667E+00	5.99482E+01
8.52667E+00	6.65896E+01
9.02667E+00	7.32291E+01
9.52667E+00	7.98705E+01
1.00267E+01	8.65100E+01
1.05267E+01	9.31495E+01
1.10283E+01	9.94483E+01
1.15300E+01	1.05678E+02
1.20300E+01	9.52681E+01
1.25292E+01	9.52681E+01
1.30292E+01	9.52681E+01
1.35292E+01	9.52681E+01
1.40283E+01	9.52681E+01
1.45283E+01	9.52681E+01
1.50283E+01	9.52681E+01
1.55283E+01	9.52681E+01
1.60275E+01	9.52681E+01
1.65275E+01	9.52681E+01
1.70275E+01	9.52681E+01
1.75267E+01	9.52681E+01
1.80267E+01	9.52681E+01

1.85267E+01	8.78174E-09
1.90267E+01	9.01802E-09
1.95267E+01	9.25430E-09
2.00267E+01	9.49058E-09
2.05267E+01	9.72686E-09
2.10267E+01	9.96314E-09
2.15267E+01	1.01994E-08
2.20267E+01	1.04357E-08
2.25267E+01	1.06720E-08
2.30267E+01	1.09083E-08
2.35267E+01	1.11445E-08
2.40267E+01	1.13808E-08
2.45267E+01	1.16171E-08
2.50267E+01	1.18534E-08
2.55267E+01	1.20897E-08
2.60267E+01	1.23259E-08
2.65267E+01	1.25622E-08
2.70267E+01	1.27985E-08
2.75267E+01	1.30348E-08
2.80267E+01	1.32711E-08
2.85267E+01	1.35073E-08
2.90267E+01	1.37436E-08
2.95267E+01	1.39799E-08
3.00267E+01	1.42162E-08
3.05267E+01	1.44525E-08
3.10267E+01	1.46887E-08
3.15267E+01	1.49250E-08
3.20267E+01	1.51613E-08
3.25267E+01	1.53976E-08
3.30258E+01	1.56339E-08
3.35258E+01	1.58701E-08
3.40250E+01	1.61064E-08
3.45242E+01	1.63427E-08
3.50242E+01	1.65790E-08
3.55233E+01	1.68153E-08
3.60225E+01	1.70515E-08
3.65217E+01	1.72878E-08
3.70217E+01	1.75241E-08
3.75208E+01	1.77604E-08
3.80200E+01	1.79967E-08

 * SOIL LAYERS AND STRENGTH DATA *

X AT THE SURFACE OF EXCAVATION SIDE = 11.53 FT

4 LAYER(S) OF SOIL

LAYER 1
THE SOIL IS A SAND

LAYER 2
THE SOIL IS A STIFF CLAY WITHOUT FREE WATER

LAYER 3
THE SOIL IS A STIFF CLAY WITHOUT FREE WATER

LAYER 4
THE SOIL IS A STIFF CLAY WITHOUT FREE WATER

DISTRIBUTION OF EFFECTIVE UNIT WEIGHT WITH DEPTH 8 POINTS

X, FT	WEIGHT, LBS/IN**3
11.5300	3.9231E-02
18.1100	3.9231E-02
18.1100	4.7912E-02
22.6100	4.7912E-02
22.6100	4.7912E-02
32.6100	4.7912E-02
32.6100	4.7912E-02
55.0000	4.7912E-02

DISTRIBUTION OF STRENGTH PARAMETERS WITH DEPTH 8 POINTS

X, FT	C, LBS/IN**2	PHI, DEGREE	E50	KPY, LBS/IN**3
11.53	0.0000E+00	28.000	0.0000E+00	2.0000E+01
18.11	0.0000E+00	28.000	0.0000E+00	2.0000E+01
18.11	5.2083E+00	0.000	1.5000E-02	0.0000E+00
22.61	5.2083E+00	0.000	1.5000E-02	0.0000E+00
22.61	1.0417E+01	0.000	1.0000E-02	0.0000E+00
32.61	1.0417E+01	0.000	1.0000E-02	0.0000E+00
32.61	3.1250E+01	0.000	4.0000E-03	0.0000E+00
38.76	3.1250E+01	0.000	4.0000E-03	0.0000E+00

P-Y CURVES DATA

AT THE EXCAVATION SIDE

DEPTH BELOW GS	DIAM	PHI	GAMMA	AVG	KPY	A	B	PC
----------------	------	-----	-------	-----	-----	---	---	----

FT	IN		LBS/IN**3	LBS/IN**3			LB /IN
0.01	19.69	28.00	3.92E-02	2.00E+01	2.82	2.13	3.34E-01

Y	P
IN	LBS/IN
0.000	0.000
0.010	0.020
0.020	0.040
0.038	0.076
0.056	0.112
0.074	0.148
0.092	0.184
0.110	0.220
0.128	0.256
0.146	0.292
0.164	0.328
0.182	0.364
0.200	0.400
0.283	0.567
0.367	0.733
0.450	0.900
0.540	0.944

P-Multiplier = 1.000E+00 Y-Multiplier = 1.000E+00

AT THE BACKFILL SIDE

DEPTH BELOW GS	DIAM	PHI	GAMMA AVG	KPY	A	B	PC
FT	IN		LBS/IN**3	LBS/IN**3			LB /IN
11.54	19.69	28.00	6.29E-02	2.00E+01	0.88	0.50	7.42E+02

Y	P
IN	LBS/IN
0.000	0.000
0.010	27.692
0.020	55.384
0.038	105.230
0.056	155.075
0.074	202.744
0.092	231.440
0.110	258.001
0.128	282.904
0.146	306.466
0.164	328.912
0.182	350.412
0.200	371.092
0.283	465.102
0.367	559.112

0.450	653.122
0.540	653.122

P-Multiplier = 1.000E+00 Y-Multiplier = 1.000E+00

AT THE EXCAVATION SIDE

DEPTH BELOW GS FT	DIAM IN	PHI	GAMMA AVG LBS/IN**3	KPY LBS/IN**3	A	B	PC LB /IN
1.64	19.69	28.00	3.92E-02	2.00E+01	1.68	1.21	6.60E+01

Y IN	P LBS/IN
0.000	0.000
0.010	3.948
0.020	7.896
0.038	15.002
0.056	22.109
0.074	29.215
0.092	36.322
0.110	43.428
0.128	50.534
0.146	57.641
0.164	64.747
0.182	71.854
0.200	78.960
0.283	89.941
0.367	100.331
0.450	110.721
0.540	110.721

P-Multiplier = 1.000E+00 Y-Multiplier = 1.000E+00

AT THE BACKFILL SIDE

DEPTH BELOW GS FT	DIAM IN	PHI	GAMMA AVG LBS/IN**3	KPY LBS/IN**3	A	B	PC LB /IN
13.18	19.69	28.00	6.00E-02	2.00E+01	0.88	0.50	8.08E+02

Y IN	P LBS/IN
0.000	0.000
0.010	31.620
0.020	63.240
0.038	120.156
0.056	177.072

0.074	220.669
0.092	251.902
0.110	280.812
0.128	307.916
0.146	333.561
0.164	357.992
0.182	381.392
0.200	403.901
0.283	506.223
0.367	608.544
0.450	710.866
0.540	710.866

P-Multiplier = 1.000E+00 Y-Multiplier = 1.000E+00

AT THE EXCAVATION SIDE

DEPTH BELOW GS	DIAM	PHI	GAMMA AVG	KPY	A	B	PC
FT	IN		LBS/IN**3	LBS/IN**3			LB /IN
3.29	19.69	28.00	3.92E-02	2.00E+01	1.01	0.66	1.32E+02

Y	P
IN	LBS/IN
0.000	0.000
0.010	7.896
0.020	15.792
0.038	30.005
0.056	44.218
0.074	56.430
0.092	62.005
0.110	66.989
0.128	71.529
0.146	75.720
0.164	79.627
0.182	83.297
0.200	86.767
0.283	102.411
0.367	118.054
0.450	133.698
0.540	133.698

P-Multiplier = 1.000E+00 Y-Multiplier = 1.000E+00

AT THE BACKFILL SIDE

DEPTH BELOW GS	DIAM	PHI	GAMMA AVG	KPY	A	B	PC
----------------	------	-----	-----------	-----	---	---	----

FT	IN		LBS/IN**3	LBS/IN**3			LB /IN
14.82	19.69	28.00	5.77E-02	2.00E+01	0.88	0.50	8.74E+02

Y	P
IN	LBS/IN
0.000	0.000
0.010	35.568
0.020	71.136
0.038	135.158
0.056	199.181
0.074	238.685
0.092	272.468
0.110	303.738
0.128	333.056
0.146	360.794
0.164	387.220
0.182	412.531
0.200	436.877
0.283	547.553
0.367	658.228
0.450	768.904
0.540	768.904

P-Multiplier = 1.000E+00 Y-Multiplier = 1.000E+00

AT THE EXCAVATION SIDE

DEPTH BELOW GS	DIAM	PHI	GAMMA AVG	KPY	A	B	PC
FT	IN		LBS/IN**3	LBS/IN**3			LB /IN
4.93	19.69	28.00	3.92E-02	2.00E+01	0.88	0.50	1.98E+02

Y	P
IN	LBS/IN
0.000	0.000
0.011	13.144
0.022	26.288
0.040	37.519
0.058	46.867
0.076	55.124
0.093	62.639
0.111	69.605
0.129	76.142
0.147	82.330
0.164	88.228
0.182	93.878
0.200	99.314
0.283	124.333
0.367	149.352

0.450	174.371
0.540	174.371

P-Multiplier = 1.000E+00 Y-Multiplier = 1.000E+00

AT THE BACKFILL SIDE

DEPTH BELOW GS	DIAM	PHI	GAMMA AVG	KPY	A	B	PC
FT	IN		LBS/IN**3	LBS/IN**3			LB /IN
16.46	19.69	28.00	5.58E-02	2.00E+01	0.88	0.50	9.40E+02

Y	P
IN	LBS/IN
0.000	0.000
0.010	39.516
0.020	79.032
0.038	150.161
0.056	216.688
0.074	256.702
0.092	293.035
0.110	326.665
0.128	358.195
0.146	388.027
0.164	416.448
0.182	443.669
0.200	469.853
0.283	588.883
0.367	707.912
0.450	826.942
0.540	826.942

P-Multiplier = 1.000E+00 Y-Multiplier = 1.000E+00

AT THE EXCAVATION SIDE

DEPTH BELOW GS	DIAM	PHI	GAMMA AVG	KPY	A	B	PC
FT	IN		LBS/IN**3	LBS/IN**3			LB /IN
6.57	19.69	28.00	3.92E-02	2.00E+01	0.88	0.50	2.63E+02

Y	P
IN	LBS/IN
0.000	0.000
0.011	17.003
0.022	34.006
0.039	49.065
0.057	61.575

0.075	72.618
0.093	82.668
0.111	91.985
0.129	100.728
0.146	109.007
0.164	116.899
0.182	124.461
0.200	131.737
0.283	165.111
0.367	198.484
0.450	231.858
0.540	231.858

P-Multiplier = 1.000E+00 Y-Multiplier = 1.000E+00

AT THE BACKFILL SIDE

DEPTH BELOW GS FT	DIAM IN	PHI	GAMMA AVG LBS/IN**3	KPY LBS/IN**3	A	B	PC LB /IN
18.10	19.69	28.00	5.43E-02	2.00E+01	0.88	0.50	1.01E+03

Y IN	P LBS/IN
0.000	0.000
0.010	43.444
0.020	86.888
0.038	165.087
0.056	231.819
0.074	274.627
0.092	313.497
0.110	349.476
0.128	383.207
0.146	415.123
0.164	445.528
0.182	474.650
0.200	502.662
0.283	630.003
0.367	757.344
0.450	884.686
0.540	884.686

P-Multiplier = 1.000E+00 Y-Multiplier = 1.000E+00

AT THE EXCAVATION SIDE

DEPTH BELOW GS	DIAM	C	CAVG	GAMMA AVG	E50
----------------	------	---	------	-----------	-----

FT	IN	LBS/IN**2	LBS/IN**2	LBS/IN**3	
6.59	19.690	5.21E+00	5.21E+00	3.92E-02	1.5000E-02

Y	P
IN	LBS/IN
0.00000	0.00000
0.00007	14.96911
0.00036	22.38404
0.00072	26.61926
0.00360	39.80507
0.00720	47.33648
0.03600	70.78454
0.07200	84.17748
0.18000	105.84758
0.36000	125.87469
0.54000	139.30325
0.72000	149.69108
1.80000	188.22657
3.60000	223.84038
7.20000	266.19257
8.10000	266.19257
9.00000	266.19257

P-Multiplier = 1.000E+00 Y-Multiplier = 1.000E+00

AT THE BACKFILL SIDE

DEPTH BELOW GS	DIAM	C	CAVG	GAMMA AVG	E50
FT	IN	LBS/IN**2	LBS/IN**2	LBS/IN**3	
18.12	19.690	5.21E+00	5.21E+00	5.43E-02	1.5000E-02

Y	P
IN	LBS/IN
0.00000	0.00000
0.00007	24.61437
0.00036	36.80707
0.00072	43.77122
0.00360	65.45325
0.00720	77.83747
0.03600	116.39416
0.07200	138.41677
0.18000	174.04987
0.36000	206.98134
0.54000	229.06251
0.72000	246.14369
1.80000	309.50930
3.60000	368.07066
7.20000	437.71225

8.10000	437.71225
9.00000	437.71225

P-Multiplier = 1.000E+00 Y-Multiplier = 1.000E+00

AT THE EXCAVATION SIDE

DEPTH BELOW GS	DIAM	C	CAVG	GAMMA AVG	E50
FT	IN	LBS/IN**2	LBS/IN**2	LBS/IN**3	
7.70	19.690	5.21E+00	5.21E+00	4.05E-02	1.5000E-02

Y	P
IN	LBS/IN
0.00000	0.00000
0.00007	15.67999
0.00036	23.44705
0.00072	27.88340
0.00360	41.69540
0.00720	49.58447
0.03600	74.14608
0.07200	88.17504
0.18000	110.87425
0.36000	131.85244
0.54000	145.91872
0.72000	156.79986
1.80000	197.16539
3.60000	234.47048
7.20000	278.83397
8.10000	278.83397
9.00000	278.83397

P-Multiplier = 1.000E+00 Y-Multiplier = 1.000E+00

AT THE BACKFILL SIDE

DEPTH BELOW GS	DIAM	C	CAVG	GAMMA AVG	E50
FT	IN	LBS/IN**2	LBS/IN**2	LBS/IN**3	
19.23	19.690	5.21E+00	5.21E+00	5.40E-02	1.5000E-02

Y	P
IN	LBS/IN
0.00000	0.00000
0.00007	25.32525
0.00036	37.87008
0.00072	45.03536
0.00360	67.34358

0.00720	80.08546
0.03600	119.75570
0.07200	142.41433
0.18000	179.07654
0.36000	212.95909
0.54000	235.67798
0.72000	253.25247
1.80000	318.44812
3.60000	378.70077
7.20000	450.35365
8.10000	450.35365
9.00000	450.35365

P-Multiplier = 1.000E+00 Y-Multiplier = 1.000E+00

AT THE EXCAVATION SIDE

DEPTH BELOW GS	DIAM	C	CAVG	GAMMA AVG	E50
FT	IN	LBS/IN**2	LBS/IN**2	LBS/IN**3	
8.83	19.690	5.21E+00	5.21E+00	4.14E-02	1.5000E-02

Y	P
IN	LBS/IN
0.00000	0.00000
0.00007	16.39617
0.00036	24.51799
0.00072	29.15697
0.00360	43.59984
0.00720	51.84924
0.03600	77.53270
0.07200	92.20244
0.18000	115.93843
0.36000	137.87480
0.54000	152.58355
0.72000	163.96170
1.80000	206.17092
3.60000	245.17992
7.20000	291.56971
8.10000	291.56971
9.00000	291.56971

P-Multiplier = 1.000E+00 Y-Multiplier = 1.000E+00

AT THE BACKFILL SIDE

DEPTH BELOW GS	DIAM	C	CAVG	GAMMA AVG	E50
----------------	------	---	------	-----------	-----

FT	IN	LBS/IN**2	LBS/IN**2	LBS/IN**3	
20.36	19.690	5.21E+00	5.21E+00	5.36E-02	1.5000E-02

Y	P
IN	LBS/IN
0.00000	0.00000
0.00007	26.04143
0.00036	38.94102
0.00072	46.30894
0.00360	69.24802
0.00720	82.35023
0.03600	123.14232
0.07200	146.44172
0.18000	184.14072
0.36000	218.98145
0.54000	242.34281
0.72000	260.41430
1.80000	327.45364
3.60000	389.41020
7.20000	463.08939
8.10000	463.08939
9.00000	463.08939

P-Multiplier = 1.000E+00 Y-Multiplier = 1.000E+00

AT THE EXCAVATION SIDE

DEPTH BELOW GS	DIAM	C	CAVG	GAMMA AVG	E50
FT	IN	LBS/IN**2	LBS/IN**2	LBS/IN**3	
9.95	19.690	5.21E+00	5.21E+00	4.22E-02	1.5000E-02

Y	P
IN	LBS/IN
0.00000	0.00000
0.00007	17.11235
0.00036	25.58894
0.00072	30.43054
0.00360	45.50428
0.00720	54.11401
0.03600	80.91932
0.07200	96.22983
0.18000	121.00261
0.36000	143.89716
0.54000	159.24839
0.72000	171.12353
1.80000	215.17644
3.60000	255.88936
7.20000	304.30545

8.10000	304.30545
9.00000	304.30545

P-Multiplier = 1.000E+00 Y-Multiplier = 1.000E+00

AT THE BACKFILL SIDE

DEPTH BELOW GS FT	DIAM IN	C LBS/IN**2	CAVG LBS/IN**2	GAMMA AVG LBS/IN**3	E50
21.48	19.690	5.21E+00	5.21E+00	5.33E-02	1.5000E-02

Y IN	P LBS/IN
0.00000	0.00000
0.00007	26.75761
0.00036	40.01196
0.00072	47.58251
0.00360	71.15245
0.00720	84.61500
0.03600	126.52894
0.07200	150.46912
0.18000	189.20490
0.36000	225.00381
0.54000	249.00765
0.72000	267.57613
1.80000	336.45917
3.60000	400.11964
7.20000	475.82512
8.10000	475.82512
9.00000	475.82512

P-Multiplier = 1.000E+00 Y-Multiplier = 1.000E+00

AT THE EXCAVATION SIDE

DEPTH BELOW GS FT	DIAM IN	C LBS/IN**2	CAVG LBS/IN**2	GAMMA AVG LBS/IN**3	E50
11.07	19.690	5.21E+00	5.21E+00	4.28E-02	1.5000E-02

Y IN	P LBS/IN
0.00000	0.00000
0.00007	17.82323
0.00036	26.65195
0.00072	31.69468
0.00360	47.39461

0.00720	56.36201
0.03600	84.28085
0.07200	100.22739
0.18000	126.02927
0.36000	149.87491
0.54000	165.86385
0.72000	178.23231
1.80000	224.11526
3.60000	266.51947
7.20000	316.94685
8.10000	316.94685
9.00000	316.94685

P-Multiplier = 1.000E+00 Y-Multiplier = 1.000E+00

AT THE BACKFILL SIDE

DEPTH BELOW GS	DIAM	C	CAVG	GAMMA AVG	E50
FT	IN	LBS/IN**2	LBS/IN**2	LBS/IN**3	
22.60	19.690	5.21E+00	5.21E+00	5.31E-02	1.5000E-02

Y	P
IN	LBS/IN
0.00000	0.00000
0.00007	27.46849
0.00036	41.07497
0.00072	48.84665
0.00360	73.04278
0.00720	86.86300
0.03600	129.89047
0.07200	154.46668
0.18000	194.23156
0.36000	230.98156
0.54000	255.62312
0.72000	274.68491
1.80000	345.39799
3.60000	410.74975
7.20000	488.46652
8.10000	488.46652
9.00000	488.46652

P-Multiplier = 1.000E+00 Y-Multiplier = 1.000E+00

AT THE EXCAVATION SIDE

DEPTH BELOW GS	DIAM	C	CAVG	GAMMA AVG	E50
----------------	------	---	------	-----------	-----

FT	IN	LBS/IN**2	LBS/IN**2	LBS/IN**3	
11.09	19.690	1.04E+01	1.04E+01	4.28E-02	1.0000E-02

Y	P
IN	LBS/IN
0.00000	0.00000
0.00005	29.36770
0.00024	43.91495
0.00048	52.22397
0.00240	78.09305
0.00480	92.86881
0.02400	138.87126
0.04800	165.14669
0.12000	207.66098
0.24000	246.95191
0.36000	273.29722
0.48000	293.67697
1.20000	369.27924
2.40000	439.14950
4.80000	522.23970
5.40000	522.23970
6.00000	522.23970

P-Multiplier = 1.000E+00 Y-Multiplier = 1.000E+00

AT THE BACKFILL SIDE

DEPTH BELOW GS	DIAM	C	CAVG	GAMMA AVG	E50
FT	IN	LBS/IN**2	LBS/IN**2	LBS/IN**3	
22.62	19.690	1.04E+01	1.04E+01	5.31E-02	1.0000E-02

Y	P
IN	LBS/IN
0.00000	0.00000
0.00005	39.01296
0.00024	58.33798
0.00048	69.37594
0.00240	103.74123
0.00480	123.36980
0.02400	184.48088
0.04800	219.38598
0.12000	275.86327
0.24000	328.05856
0.36000	363.05648
0.48000	390.12957
1.20000	490.56196
2.40000	583.37978
4.80000	693.75938

5.40000	693.75938
6.00000	693.75938

P-Multiplier = 1.000E+00 Y-Multiplier = 1.000E+00

AT THE EXCAVATION SIDE

DEPTH BELOW GS FT	DIAM IN	C LBS/IN**2	CAVG LBS/IN**2	GAMMA AVG LBS/IN**3	E50
13.58	19.690	1.04E+01	1.04E+01	4.37E-02	1.0000E-02

Y IN	P LBS/IN
0.00000	0.00000
0.00005	30.95391
0.00024	46.28689
0.00048	55.04470
0.00240	82.31103
0.00480	97.88486
0.02400	146.37200
0.04800	174.06663
0.12000	218.87720
0.24000	260.29032
0.36000	288.05859
0.48000	309.53910
1.20000	389.22481
2.40000	462.86891
4.80000	550.44701
5.40000	550.44701
6.00000	550.44701

P-Multiplier = 1.000E+00 Y-Multiplier = 1.000E+00

AT THE BACKFILL SIDE

DEPTH BELOW GS FT	DIAM IN	C LBS/IN**2	CAVG LBS/IN**2	GAMMA AVG LBS/IN**3	E50
25.11	19.690	1.04E+01	1.04E+01	5.25E-02	1.0000E-02

Y IN	P LBS/IN
0.00000	0.00000
0.00005	40.59917
0.00024	60.70992
0.00048	72.19667
0.00240	107.95920

0.00480	128.38585
0.02400	191.98162
0.04800	228.30591
0.12000	287.07949
0.24000	341.39697
0.36000	377.81785
0.48000	405.99170
1.20000	510.50754
2.40000	607.09920
4.80000	721.96668
5.40000	721.96668
6.00000	721.96668

P-Multiplier = 1.000E+00 Y-Multiplier = 1.000E+00

AT THE EXCAVATION SIDE

DEPTH BELOW GS FT	DIAM IN	C LBS/IN**2	CAVG LBS/IN**2	GAMMA AVG LBS/IN**3	E50
16.08	19.690	1.04E+01	1.04E+01	4.44E-02	1.0000E-02

Y IN	P LBS/IN
0.00000	0.00000
0.00005	32.54543
0.00024	48.66677
0.00048	57.87486
0.00240	86.54311
0.00480	102.91768
0.02400	153.89783
0.04800	183.01639
0.12000	230.13093
0.24000	273.67334
0.36000	302.86934
0.48000	325.45428
1.20000	409.23709
2.40000	486.66766
4.80000	578.74865
5.40000	578.74865
6.00000	578.74865

P-Multiplier = 1.000E+00 Y-Multiplier = 1.000E+00

AT THE BACKFILL SIDE

DEPTH BELOW GS	DIAM	C	CAVG	GAMMA AVG	E50
----------------	------	---	------	-----------	-----

FT	IN	LBS/IN**2	LBS/IN**2	LBS/IN**3	
27.61	19.690	1.04E+01	1.04E+01	5.21E-02	1.0000E-02

Y	P
IN	LBS/IN
0.00000	0.00000
0.00005	42.19069
0.00024	63.08979
0.00048	75.02683
0.00240	112.19128
0.00480	133.41867
0.02400	199.50745
0.04800	237.25568
0.12000	298.33322
0.24000	354.77999
0.36000	392.62860
0.48000	421.90689
1.20000	530.51982
2.40000	630.89795
4.80000	750.26833
5.40000	750.26833
6.00000	750.26833

P-Multiplier = 1.000E+00 Y-Multiplier = 1.000E+00

AT THE EXCAVATION SIDE

DEPTH BELOW GS	DIAM	C	CAVG	GAMMA AVG	E50
FT	IN	LBS/IN**2	LBS/IN**2	LBS/IN**3	
18.58	19.690	1.04E+01	1.04E+01	4.48E-02	1.0000E-02

Y	P
IN	LBS/IN
0.00000	0.00000
0.00005	34.13695
0.00024	51.04664
0.00048	60.70503
0.00240	90.77519
0.00480	107.95050
0.02400	161.42365
0.04800	191.96616
0.12000	241.38466
0.24000	287.05636
0.36000	317.68008
0.48000	341.36947
1.20000	429.24938
2.40000	510.46641
4.80000	607.05029

5.40000	607.05029
6.00000	607.05029

P-Multiplier = 1.000E+00 Y-Multiplier = 1.000E+00

AT THE BACKFILL SIDE

DEPTH BELOW GS FT	DIAM IN	C LBS/IN**2	CAVG LBS/IN**2	GAMMA AVG LBS/IN**3	E50
30.11	19.690	1.04E+01	1.04E+01	5.18E-02	1.0000E-02

Y IN	P LBS/IN
0.00000	0.00000
0.00005	43.78221
0.00024	65.46967
0.00048	77.85700
0.00240	116.42337
0.00480	138.45150
0.02400	207.03327
0.04800	246.20544
0.12000	309.58695
0.24000	368.16301
0.36000	407.43935
0.48000	437.82207
1.20000	550.53210
2.40000	654.69669
4.80000	778.56997
5.40000	778.56997
6.00000	778.56997

P-Multiplier = 1.000E+00 Y-Multiplier = 1.000E+00

AT THE EXCAVATION SIDE

DEPTH BELOW GS FT	DIAM IN	C LBS/IN**2	CAVG LBS/IN**2	GAMMA AVG LBS/IN**3	E50
21.07	19.690	1.04E+01	1.04E+01	4.52E-02	1.0000E-02

Y IN	P LBS/IN
0.00000	0.00000
0.00005	35.72316
0.00024	53.41858
0.00048	63.52576
0.00240	94.99317

0.00480	112.96655
0.02400	168.92439
0.04800	200.88609
0.12000	252.60088
0.24000	300.39477
0.36000	332.44146
0.48000	357.23160
1.20000	449.19495
2.40000	534.18583
4.80000	635.25759
5.40000	635.25759
6.00000	635.25759

P-Multiplier = 1.000E+00 Y-Multiplier = 1.000E+00

AT THE BACKFILL SIDE

DEPTH BELOW GS	DIAM	C	CAVG	GAMMA AVG	E50
FT	IN	LBS/IN**2	LBS/IN**2	LBS/IN**3	
32.60	19.690	1.04E+01	1.04E+01	5.15E-02	1.0000E-02

Y	P
IN	LBS/IN
0.00000	0.00000
0.00005	45.36842
0.00024	67.84161
0.00048	80.67773
0.00240	120.64134
0.00480	143.46754
0.02400	214.53401
0.04800	255.12537
0.12000	320.80317
0.24000	381.50142
0.36000	422.20072
0.48000	453.68420
1.20000	570.47768
2.40000	678.41611
4.80000	806.77727
5.40000	806.77727
6.00000	806.77727

P-Multiplier = 1.000E+00 Y-Multiplier = 1.000E+00

AT THE EXCAVATION SIDE

DEPTH BELOW GS	DIAM	C	CAVG	GAMMA AVG	E50
----------------	------	---	------	-----------	-----

FT	IN	LBS/IN**2	LBS/IN**2	LBS/IN**3
21.09	19.690	3.12E+01	3.12E+01	4.52E-02 4.0000E-03

Y	P
IN	LBS/IN
0.00000	0.00000
0.00002	81.86919
0.00010	122.42299
0.00019	145.58629
0.00096	217.70229
0.00192	258.89311
0.00960	387.13549
0.01920	460.38428
0.04800	578.90259
0.09600	688.43507
0.14400	761.87865
0.19200	818.69189
0.48000	1029.45054
0.96000	1224.22991
1.92000	1455.86292
2.16000	1455.86292
2.40000	1455.86292

P-Multiplier = 1.000E+00 Y-Multiplier = 1.000E+00

AT THE BACKFILL SIDE

DEPTH BELOW GS	DIAM	C	CAVG	GAMMA AVG	E50
FT	IN	LBS/IN**2	LBS/IN**2	LBS/IN**3	
32.62	19.690	3.12E+01	3.12E+01	5.15E-02	4.0000E-03

Y	P
IN	LBS/IN
0.00000	0.00000
0.00002	91.51445
0.00010	136.84602
0.00019	162.73826
0.00096	243.35046
0.00192	289.39410
0.00960	432.74511
0.01920	514.62356
0.04800	647.10488
0.09600	769.54172
0.14400	851.63792
0.19200	915.14449
0.48000	1150.73327
0.96000	1368.46020
1.92000	1627.38260

2.16000	1627.38260
2.40000	1627.38260

P-Multiplier = 1.000E+00 Y-Multiplier = 1.000E+00

AT THE EXCAVATION SIDE

DEPTH BELOW GS FT	DIAM IN	C LBS/IN**2	CAVG LBS/IN**2	GAMMA AVG LBS/IN**3	E50
22.62	19.690	3.12E+01	3.12E+01	4.54E-02	4.0000E-03

Y IN	P LBS/IN
0.00000	0.00000
0.00002	82.84267
0.00010	123.87868
0.00019	147.31741
0.00096	220.29091
0.00192	261.97152
0.00960	391.73878
0.01920	465.85855
0.04800	585.78612
0.09600	696.62102
0.14400	770.93789
0.19200	828.42667
0.48000	1041.69139
0.96000	1238.78681
1.92000	1473.17409
2.16000	1473.17409
2.40000	1473.17409

P-Multiplier = 1.000E+00 Y-Multiplier = 1.000E+00

AT THE BACKFILL SIDE

DEPTH BELOW GS FT	DIAM IN	C LBS/IN**2	CAVG LBS/IN**2	GAMMA AVG LBS/IN**3	E50
34.15	19.690	3.12E+01	3.12E+01	5.13E-02	4.0000E-03

Y IN	P LBS/IN
0.00000	0.00000
0.00002	92.48793
0.00010	138.30171
0.00019	164.46938
0.00096	245.93909

0.00192	292.47251
0.00960	437.34840
0.01920	520.09783
0.04800	653.98841
0.09600	777.72767
0.14400	860.69716
0.19200	924.87928
0.48000	1162.97412
0.96000	1383.01710
1.92000	1644.69377
2.16000	1644.69377
2.40000	1644.69377

P-Multiplier = 1.000E+00 Y-Multiplier = 1.000E+00

AT THE EXCAVATION SIDE

DEPTH BELOW GS	DIAM	C	CAVG	GAMMA AVG	E50
FT	IN	LBS/IN**2	LBS/IN**2	LBS/IN**3	
24.15	19.690	3.12E+01	3.12E+01	4.55E-02	4.0000E-03

Y	P
IN	LBS/IN
0.00000	0.00000
0.00002	83.82145
0.00010	125.34230
0.00019	149.05796
0.00096	222.89364
0.00192	265.06670
0.00960	396.36717
0.01920	471.36266
0.04800	592.70717
0.09600	704.85158
0.14400	780.04650
0.19200	838.21451
0.48000	1053.99894
0.96000	1253.42304
1.92000	1490.57960
2.16000	1490.57960
2.40000	1490.57960

P-Multiplier = 1.000E+00 Y-Multiplier = 1.000E+00

AT THE BACKFILL SIDE

DEPTH BELOW GS	DIAM	C	CAVG	GAMMA AVG	E50
----------------	------	---	------	-----------	-----

FT	IN	LBS/IN**2	LBS/IN**2	LBS/IN**3
35.68	19.690	3.12E+01	3.12E+01	5.12E-02 4.0000E-03

Y	P
IN	LBS/IN
0.00000	0.00000
0.00002	93.46671
0.00010	139.76533
0.00019	166.20993
0.00096	248.54182
0.00192	295.56770
0.00960	441.97679
0.01920	525.60194
0.04800	660.90946
0.09600	785.95823
0.14400	869.80576
0.19200	934.66712
0.48000	1175.28167
0.96000	1397.65333
1.92000	1662.09928
2.16000	1662.09928
2.40000	1662.09928

P-Multiplier = 1.000E+00 Y-Multiplier = 1.000E+00

AT THE EXCAVATION SIDE

DEPTH BELOW GS	DIAM	C	CAVG	GAMMA AVG	E50
FT	IN	LBS/IN**2	LBS/IN**2	LBS/IN**3	
25.69	19.690	3.12E+01	3.12E+01	4.57E-02	4.0000E-03

Y	P
IN	LBS/IN
0.00000	0.00000
0.00002	84.80023
0.00010	126.80593
0.00019	150.79851
0.00096	225.49637
0.00192	268.16189
0.00960	400.99555
0.01920	476.86676
0.04800	599.62821
0.09600	713.08214
0.14400	789.15511
0.19200	848.00235
0.48000	1066.30650
0.96000	1268.05927
1.92000	1507.98511

2.16000	1507.98511
2.40000	1507.98511

P-Multiplier = 1.000E+00 Y-Multiplier = 1.000E+00

AT THE BACKFILL SIDE

DEPTH BELOW GS FT	DIAM IN	C LBS/IN**2	CAVG LBS/IN**2	GAMMA AVG LBS/IN**3	E50
37.22	19.690	3.12E+01	3.12E+01	5.10E-02	4.0000E-03

Y IN	P LBS/IN
0.00000	0.00000
0.00002	94.44549
0.00010	141.22895
0.00019	167.95048
0.00096	251.14455
0.00192	298.66288
0.00960	446.60517
0.01920	531.10604
0.04800	667.83050
0.09600	794.18878
0.14400	878.91437
0.19200	944.45495
0.48000	1187.58923
0.96000	1412.28956
1.92000	1679.50479
2.16000	1679.50479
2.40000	1679.50479

P-Multiplier = 1.000E+00 Y-Multiplier = 1.000E+00

AT THE EXCAVATION SIDE

DEPTH BELOW GS FT	DIAM IN	C LBS/IN**2	CAVG LBS/IN**2	GAMMA AVG LBS/IN**3	E50
27.22	19.690	3.12E+01	3.12E+01	4.58E-02	4.0000E-03

Y IN	P LBS/IN
0.00000	0.00000
0.00002	85.77371
0.00010	128.26162
0.00019	152.52963
0.00096	228.08500

0.00192	271.24030
0.00960	405.59885
0.01920	482.34103
0.04800	606.51175
0.09600	721.26808
0.14400	798.21435
0.19200	857.73714
0.48000	1078.54734
0.96000	1282.61618
1.92000	1525.29628
2.16000	1525.29628
2.40000	1525.29628

P-Multiplier = 1.000E+00 Y-Multiplier = 1.000E+00

AT THE BACKFILL SIDE

DEPTH BELOW GS FT	DIAM IN	C LBS/IN**2	CAVG LBS/IN**2	GAMMA AVG LBS/IN**3	E50
38.75	19.690	3.12E+01	3.12E+01	5.09E-02	4.0000E-03

Y IN	P LBS/IN
0.00000	0.00000
0.00002	95.41897
0.00010	142.68464
0.00019	169.68159
0.00096	253.73317
0.00192	301.74129
0.00960	451.20847
0.01920	536.58032
0.04800	674.71404
0.09600	802.37473
0.14400	887.97361
0.19200	954.18974
0.48000	1199.83007
0.96000	1426.84646
1.92000	1696.81596
2.16000	1696.81596
2.40000	1696.81596

P-Multiplier = 1.000E+00 Y-Multiplier = 1.000E+00

New Wall

RESULTS

NUMBER OF ITERATIONS : 9

***** ANALYSIS COMPLETED *****

STA I	X	DEFL.	SLOPE	MOMENT	SHEAR	SOIL_REACT
NET_FORCE/STA	EI					
LBS	FT	IN	RAD	LBS-IN	LBS	LBS/IN
LBS-IN**2						
0	0.000E+00	1.520E+00	-6.321E-03	0.000E+00	0.000E+00	0.000E+00
0.000E+00	2.336E+10					
1	3.800E-01	1.491E+00	-6.321E-03	0.000E+00	6.195E+00	0.000E+00
1.239E+01	2.336E+10					
2	7.600E-01	1.463E+00	-6.321E-03	5.650E+01	2.478E+01	0.000E+00
2.478E+01	2.336E+10					
3	1.140E+00	1.434E+00	-6.321E-03	2.260E+02	5.576E+01	0.000E+00
3.717E+01	2.336E+10					
4	1.520E+00	1.405E+00	-6.320E-03	5.650E+02	9.912E+01	0.000E+00
4.956E+01	2.336E+10					
5	1.900E+00	1.376E+00	-6.320E-03	1.130E+03	1.549E+02	0.000E+00
6.195E+01	2.336E+10					
6	2.280E+00	1.347E+00	-6.320E-03	1.978E+03	2.230E+02	0.000E+00
7.434E+01	2.336E+10					
7	2.660E+00	1.319E+00	-6.319E-03	3.164E+03	3.036E+02	0.000E+00
8.673E+01	2.336E+10					
8	3.040E+00	1.290E+00	-6.319E-03	4.746E+03	3.965E+02	0.000E+00
9.912E+01	2.336E+10					
9	3.420E+00	1.261E+00	-6.318E-03	6.780E+03	5.018E+02	0.000E+00
1.115E+02	2.336E+10					
10	3.800E+00	1.232E+00	-6.316E-03	9.323E+03	6.195E+02	0.000E+00
1.239E+02	2.336E+10					
11	4.180E+00	1.203E+00	-6.314E-03	1.243E+04	7.496E+02	0.000E+00
1.363E+02	2.336E+10					
12	4.560E+00	1.175E+00	-6.311E-03	1.616E+04	8.921E+02	0.000E+00
1.487E+02	2.336E+10					
13	4.940E+00	1.146E+00	-6.308E-03	2.057E+04	1.047E+03	0.000E+00
1.611E+02	2.336E+10					
14	5.320E+00	1.117E+00	-6.303E-03	2.571E+04	1.214E+03	0.000E+00
1.735E+02	2.336E+10					
15	5.700E+00	1.088E+00	-6.297E-03	3.164E+04	1.394E+03	0.000E+00
1.859E+02	2.336E+10					
16	6.080E+00	1.060E+00	-6.291E-03	3.842E+04	1.586E+03	0.000E+00
1.982E+02	2.336E+10					
17	6.460E+00	1.031E+00	-6.282E-03	4.610E+04	1.790E+03	0.000E+00
2.106E+02	2.336E+10					
18	6.840E+00	1.002E+00	-6.272E-03	5.475E+04	2.007E+03	0.000E+00
2.230E+02	2.336E+10					
19	7.220E+00	9.737E-01	-6.261E-03	6.441E+04	2.236E+03	0.000E+00
2.354E+02	2.336E+10					

20	7.600E+00	9.452E-01	-6.247E-03	7.515E+04	2.478E+03	0.000E+00
2.478E+02	2.336E+10					
21	7.980E+00	9.167E-01	-6.231E-03	8.701E+04	2.737E+03	0.000E+00
2.705E+02	2.336E+10					
22	8.360E+00	8.884E-01	-6.213E-03	1.001E+05	3.019E+03	0.000E+00
2.936E+02	2.336E+10					
23	8.740E+00	8.601E-01	-6.192E-03	1.145E+05	3.324E+03	0.000E+00
3.166E+02	2.336E+10					
24	9.120E+00	8.319E-01	-6.168E-03	1.304E+05	3.652E+03	0.000E+00
3.396E+02	2.336E+10					
25	9.500E+00	8.038E-01	-6.141E-03	1.479E+05	4.004E+03	0.000E+00
3.626E+02	2.336E+10					
26	9.880E+00	7.759E-01	-6.110E-03	1.669E+05	4.378E+03	0.000E+00
3.856E+02	2.336E+10					
27	1.026E+01	7.481E-01	-6.076E-03	1.878E+05	4.775E+03	0.000E+00
4.086E+02	2.336E+10					
28	1.064E+01	7.205E-01	-6.037E-03	2.105E+05	5.195E+03	0.000E+00
4.315E+02	2.336E+10					
29	1.102E+01	6.930E-01	-5.993E-03	2.352E+05	5.637E+03	0.000E+00
4.530E+02	2.336E+10					
30	1.140E+01	6.658E-01	-5.945E-03	2.619E+05	6.100E+03	-5.023E-01
4.722E+02	2.336E+10					
31	1.178E+01	6.388E-01	-5.891E-03	2.908E+05	6.501E+03	-2.293E+01
3.298E+02	2.336E+10					
32	1.216E+01	6.121E-01	-5.831E-03	3.212E+05	6.781E+03	-4.487E+01
2.298E+02	2.336E+10					
33	1.254E+01	5.856E-01	-5.765E-03	3.526E+05	6.960E+03	-6.681E+01
1.298E+02	2.336E+10					
34	1.292E+01	5.595E-01	-5.693E-03	3.847E+05	7.040E+03	-8.875E+01
2.972E+01	2.336E+10					
35	1.330E+01	5.337E-01	-5.615E-03	4.168E+05	7.020E+03	-1.107E+02
-7.037E+01	2.336E+10					
36	1.368E+01	5.083E-01	-5.531E-03	4.487E+05	6.936E+03	-1.165E+02
-9.659E+01	2.336E+10					
37	1.406E+01	4.833E-01	-5.440E-03	4.801E+05	6.827E+03	-1.222E+02
-1.228E+02	2.336E+10					
38	1.444E+01	4.587E-01	-5.343E-03	5.109E+05	6.691E+03	-1.279E+02
-1.490E+02	2.336E+10					
39	1.482E+01	4.345E-01	-5.241E-03	5.411E+05	6.535E+03	-1.308E+02
-1.620E+02	2.336E+10					
40	1.520E+01	4.109E-01	-5.132E-03	5.705E+05	6.363E+03	-1.354E+02
-1.832E+02	2.336E+10					
41	1.558E+01	3.877E-01	-5.018E-03	5.991E+05	6.172E+03	-1.389E+02
-1.989E+02	2.336E+10					
42	1.596E+01	3.651E-01	-4.898E-03	6.268E+05	5.968E+03	-1.411E+02
-2.092E+02	2.336E+10					
43	1.634E+01	3.431E-01	-4.773E-03	6.536E+05	5.756E+03	-1.423E+02
-2.144E+02	2.336E+10					
44	1.672E+01	3.216E-01	-4.643E-03	6.793E+05	5.536E+03	-1.447E+02
-2.256E+02	2.336E+10					

45	1.710E+01	3.007E-01	-4.508E-03	7.040E+05	5.306E+03	-1.466E+02
-2.339E+02	2.336E+10					
46	1.748E+01	2.805E-01	-4.368E-03	7.277E+05	5.069E+03	-1.478E+02
-2.394E+02	2.336E+10					
47	1.786E+01	2.609E-01	-4.224E-03	7.503E+05	4.829E+03	-1.484E+02
-2.423E+02	2.336E+10					
48	1.824E+01	2.420E-01	-4.075E-03	7.717E+05	4.369E+03	-1.485E+02
-6.773E+02	2.336E+10					
49	1.862E+01	2.237E-01	-3.923E-03	7.901E+05	3.727E+03	-1.328E+02
-6.056E+02	2.336E+10					
50	1.900E+01	2.062E-01	-3.767E-03	8.057E+05	3.149E+03	-1.207E+02
-5.504E+02	2.336E+10					
51	1.938E+01	1.894E-01	-3.609E-03	8.188E+05	2.619E+03	-1.120E+02
-5.107E+02	2.336E+10					
52	1.976E+01	1.733E-01	-3.448E-03	8.296E+05	2.110E+03	-1.111E+02
-5.067E+02	2.336E+10					
53	2.014E+01	1.579E-01	-3.285E-03	8.381E+05	1.607E+03	-1.095E+02
-4.991E+02	2.336E+10					
54	2.052E+01	1.433E-01	-3.121E-03	8.443E+05	1.112E+03	-1.078E+02
-4.918E+02	2.336E+10					
55	2.090E+01	1.294E-01	-2.955E-03	8.482E+05	6.234E+02	-1.063E+02
-4.849E+02	2.336E+10					
56	2.128E+01	1.164E-01	-2.790E-03	8.500E+05	1.417E+02	-1.049E+02
-4.784E+02	2.336E+10					
57	2.166E+01	1.040E-01	-2.624E-03	8.495E+05	-3.336E+02	-1.036E+02
-4.723E+02	2.336E+10					
58	2.204E+01	9.242E-02	-2.458E-03	8.469E+05	-8.046E+02	-1.030E+02
-4.697E+02	2.336E+10					
59	2.242E+01	8.159E-02	-2.293E-03	8.422E+05	-1.273E+03	-1.025E+02
-4.674E+02	2.336E+10					
60	2.280E+01	7.151E-02	-2.130E-03	8.353E+05	-1.915E+03	-1.790E+02
-8.163E+02	2.336E+10					
61	2.318E+01	6.217E-02	-1.967E-03	8.247E+05	-2.722E+03	-1.751E+02
-7.983E+02	2.336E+10					
62	2.356E+01	5.356E-02	-1.808E-03	8.105E+05	-3.512E+03	-1.714E+02
-7.818E+02	2.336E+10					
63	2.394E+01	4.568E-02	-1.651E-03	7.927E+05	-4.284E+03	-1.670E+02
-7.615E+02	2.336E+10					
64	2.432E+01	3.850E-02	-1.499E-03	7.714E+05	-5.030E+03	-1.603E+02
-7.311E+02	2.336E+10					
65	2.470E+01	3.201E-02	-1.350E-03	7.468E+05	-5.748E+03	-1.543E+02
-7.037E+02	2.336E+10					
66	2.508E+01	2.619E-02	-1.207E-03	7.190E+05	-6.439E+03	-1.489E+02
-6.791E+02	2.336E+10					
67	2.546E+01	2.100E-02	-1.070E-03	6.881E+05	-7.097E+03	-1.398E+02
-6.377E+02	2.336E+10					
68	2.584E+01	1.643E-02	-9.390E-04	6.543E+05	-7.711E+03	-1.291E+02
-5.888E+02	2.336E+10					
69	2.622E+01	1.244E-02	-8.148E-04	6.178E+05	-8.278E+03	-1.198E+02
-5.461E+02	2.336E+10					

70	2.660E+01	8.997E-03	-6.980E-04	5.788E+05	-8.806E+03	-1.117E+02
-5.092E+02	2.336E+10					
71	2.698E+01	6.071E-03	-5.891E-04	5.375E+05	-9.299E+03	-1.048E+02
-4.779E+02	2.336E+10					
72	2.736E+01	3.625E-03	-4.884E-04	4.940E+05	-9.753E+03	-9.423E+01
-4.297E+02	2.336E+10					
73	2.774E+01	1.617E-03	-3.964E-04	4.485E+05	-1.014E+04	-7.486E+01
-3.413E+02	2.336E+10					
74	2.812E+01	9.684E-06	-3.134E-04	4.015E+05	-1.032E+04	-6.621E+00
-3.019E+01	2.336E+10					
75	2.850E+01	-1.241E-03	-2.396E-04	3.544E+05	-1.013E+04	9.088E+01
4.144E+02	2.336E+10					
76	2.888E+01	-2.176E-03	-1.748E-04	3.091E+05	-9.674E+03	1.099E+02
5.010E+02	2.336E+10					
77	2.926E+01	-2.835E-03	-1.187E-04	2.661E+05	-9.153E+03	1.190E+02
5.424E+02	2.336E+10					
78	2.964E+01	-3.258E-03	-7.069E-05	2.256E+05	-8.600E+03	1.235E+02
5.634E+02	2.336E+10					
79	3.002E+01	-3.480E-03	-3.034E-05	1.877E+05	-8.030E+03	1.263E+02
5.761E+02	2.336E+10					
80	3.040E+01	-3.535E-03	2.860E-06	1.524E+05	-7.451E+03	1.275E+02
5.814E+02	2.336E+10					
81	3.078E+01	-3.454E-03	2.943E-05	1.197E+05	-6.870E+03	1.274E+02
5.810E+02	2.336E+10					
82	3.116E+01	-3.266E-03	4.987E-05	8.974E+04	-6.292E+03	1.263E+02
5.759E+02	2.336E+10					
83	3.154E+01	-2.999E-03	6.472E-05	6.236E+04	-5.720E+03	1.244E+02
5.674E+02	2.336E+10					
84	3.192E+01	-2.676E-03	7.448E-05	3.757E+04	-5.158E+03	1.220E+02
5.564E+02	2.336E+10					
85	3.230E+01	-2.320E-03	7.964E-05	1.532E+04	-4.610E+03	1.183E+02
5.396E+02	2.336E+10					
86	3.268E+01	-1.950E-03	8.070E-05	-4.470E+03	-4.087E+03	1.112E+02
5.072E+02	2.336E+10					
87	3.306E+01	-1.584E-03	7.812E-05	-2.195E+04	-3.498E+03	1.468E+02
6.693E+02	2.336E+10					
88	3.344E+01	-1.237E-03	7.243E-05	-3.638E+04	-2.758E+03	1.779E+02
8.112E+02	2.336E+10					
89	3.382E+01	-9.232E-04	6.428E-05	-4.710E+04	-1.888E+03	2.040E+02
9.301E+02	2.336E+10					
90	3.420E+01	-6.510E-04	5.445E-05	-5.359E+04	-9.365E+02	2.132E+02
9.720E+02	2.336E+10					
91	3.458E+01	-4.266E-04	4.379E-05	-5.564E+04	-1.759E+01	1.899E+02
8.658E+02	2.336E+10					
92	3.496E+01	-2.517E-04	3.311E-05	-5.375E+04	8.068E+02	1.717E+02
7.830E+02	2.336E+10					
93	3.534E+01	-1.247E-04	2.315E-05	-4.829E+04	1.534E+03	1.473E+02
6.717E+02	2.336E+10					
94	3.572E+01	-4.061E-05	1.455E-05	-3.976E+04	2.113E+03	1.064E+02
4.851E+02	2.336E+10					

95	3.610E+01	8.058E-06	7.839E-06	-2.902E+04	2.275E+03	-3.528E+01
-1.609E+02	2.336E+10					
96	3.648E+01	3.089E-05	3.150E-06	-1.901E+04	1.987E+03	-9.066E+01
-4.134E+02	2.336E+10					
97	3.686E+01	3.679E-05	2.306E-07	-1.089E+04	1.566E+03	-9.414E+01
-4.293E+02	2.336E+10					
98	3.724E+01	3.299E-05	-1.295E-06	-4.731E+03	1.036E+03	-1.385E+02
-6.316E+02	2.336E+10					
99	3.762E+01	2.498E-05	-1.898E-06	-1.448E+03	5.187E+02	-8.821E+01
-4.023E+02	2.336E+10					
100	3.800E+01	1.568E-05	-2.039E-06	-9.514E-13	1.588E+02	-6.965E+01
-3.176E+02	2.336E+10					

END OF ANALYSIS

=====

PYWALL for Windows, Version 2022.7.5

Serial Number : 447597562

A Program for the Analysis of
Flexible Retaining Walls
(c) Copyright ENSOFT, Inc., 1987-2022
All Rights Reserved

=====

This program is licensed to :

EMHT Inc.
New Albany, OH, USA

Path to file locations : J:\20230339\ODOT\07_D11 Bridge
St_Bowerston\120494\400-Engineering\Structures\SFN_3431790\EngData\17_Temp
Shoring\Stage 3 Design\PYWALL\
Name of input data file : Temp Shoring_SW WW Strength With Water.py7d
Name of output file : Temp Shoring_SW WW Strength With Water.py7o
Name of plot output file : Temp Shoring_SW WW Strength With Water.py7p

Time and Date of Analysis

Date: December 19, 2025 Time: 10:55:28

New Wall

* PROGRAM CONTROL PARAMETERS *

NO OF POINTS FOR SPECIFIED DEFLECTIONS AND SLOPES	=	0
NO OF WALL SECTIONS	=	1
NO OF CROSS SECTIONS	=	1
GENERATE EARTH PRESSURE INTERNALLY	=	1
GENERATE SOIL RESISTANCE (P-Y) CURVES INTERNALLY	=	1
NO OF P-Y MODIFICATION FACTORS FOR GEN. P-Y CURVES	=	0
NO OF USER-SPECIFIED SOIL RESISTANCE (P-Y) CURVES	=	0
NO OF TIE BACKS	=	0
NO OF STRUTS/RAKERS	=	0

HEIGHT OF WALL	=	40.000 FT
NUMBER OF INCREMENTS	=	100
INCREMENT LENGTH	=	4.800 IN
MAXIMUM ALLOWABLE DEFLECTION	=	100.000 IN
DEFLECTION CLOSURE TOLERANCE	=	1.000E-05 IN
MAXIMUM NUMBER OF ITERATIONS	=	100

* WALL SECTIONS *

SECT	TOP FT	BOTTOM FT	SECTION
1	0.00000	40.0000	1

* CROSS SECTIONS *

CROSS SECTION : 1
 SECTION NAME : PZ
 TYPE : ELASTIC
 CROSS SECTION TYPE : SHEET PILING
 SOURCE : USS
 SECTION NAME : PZ
 WIDTH : 19.6900 IN
 DEPTH : 16.1000 IN
 WEB THICKNESS : 0.50000 IN
 YOUNG MODULUS : 2.90000E+07 LBS/IN**2

* CROSS SECTIONS PROPERTIES *

ELASTIC SECTIONS

SECT	DIAM, IN	I, IN**4
1	19.6900	805.400

* STIFFNESS AND LOAD DATA *

EI - FLEXURAL RIGIDITY, Q - TRANSVERSE LOAD,
 S - STIFFNESS OF TRANSVERSE RESISTANCE,
 T - TORQUE, P - AXIAL LOAD,
 R - STIFFNESS OF TORSIONAL RESISTANCE.

FROM	TO	CONTD	EI	Q	S	T	R	P
			LBS-IN**2	LBS	LBS/IN	IN-LBS	IN-LBS	LBS
0	1		2.336E+10	0.000E+00	0.000E+00	0.000E+00	0.000E+00	0.000E+00
100	0		2.336E+10	0.000E+00	0.000E+00	0.000E+00	0.000E+00	0.000E+00

 * WALL INFORMATION *

FREE HEIGHT OF WALL = 1.153E+01 FT
 WIDTH FOR EARTH PRESSURE, WA = 1.969E+01 IN
 WIDTH FOR SOIL RESISTANCE, WP = 1.969E+01 IN
 DEPTH TO THE WATER TABLE AT BACKFILL = 7.610E+00 FT
 DEPTH TO THE WATER TABLE AT EXCAVATION = 1.153E+01 FT
 UNIT WEIGHT OF WATER = 3.600E-02 LBS/IN**3
 SLOPE OF THE BACKFILL (deg.) = 0.000E+00
 SLOPE OF THE EXCAVATION GROUND (deg.) = 0.000E+00
 MODIFICATION FOR ACTIVE EARTH PRESSURE = 1.500E+00

 * SURCHARGE INFORMATION *

UNIFORM SURFACE PRESSURE = 0.000E+00 LBS/IN**2

 * SOIL INFORMATION *

LAYER NO.	TOTAL	COHESION/	TOTAL UNIT			
	THICKNESS	STRENGTH	PHI	WEIGHT	DRAINED	ZTOP
	FT	PSI	DEG	PCI	T OR F	FT
1	7.6	5.2	0.0	0.072	T	0.00
2	3.0	5.2	0.0	0.084	T	7.61
3	0.9	0.0	28.0	0.075	T	10.61
4	6.6	0.0	28.0	0.075	T	11.53
5	4.5	5.2	0.0	0.084	F	18.11
6	10.0	10.4	0.0	0.084	F	22.61
7	22.4	31.2	0.0	0.084	F	32.61

 * EFFECTIVE OVERBURDEN STRESS *

DEPTH FT	STRESS LBS/IN**2
0.000E+00	0.000E+00
7.610E+00	6.553E+00
1.061E+01	8.278E+00
1.153E+01	8.711E+00
1.811E+01	1.181E+01
2.261E+01	1.440E+01
3.261E+01	2.015E+01

 * ACTIVE AND PASSIVE EARTH PRESSURE COEFFICIENT *

LAYER NO.	ACTIVE EARTH COEFFICIENT	PASSIVE EARTH(*) COEFFICIENT	OPTIONAL EARTH(**) COEFFICIENT
1	1.000E+00	1.000E+00	4.217E-01
2	1.000E+00	1.000E+00	4.217E-01
3	3.610E-01	2.770E+00	4.217E-01
4	3.610E-01	2.770E+00	0.000E+00
5	1.000E+00	1.000E+00	0.000E+00
6	1.000E+00	1.000E+00	0.000E+00
7	1.000E+00	1.000E+00	0.000E+00

NOTES:

- (*) PASSIVE EARTH COEFFICIENT IS PRINTED ONLY FOR REFERENCE,
 IT IS NOT USED FOR ANALYSIS
- (**) OPTIONAL EARTH COEFFICIENT IS USED TO ESTIMATE ACTIVE PRESSURE
 IF IT IS DIFFERENT THAN ZERO

 * ACTIVE EARTH PRESSURE OF EACH LAYER *

LAYER NO	PA1 LBS/IN	Z1 FT	PA2 LBS/IN	Z2 FT	PA3 LBS/IN	Z3 FT	PA4 LBS/IN
1	0.00	3.80	189.28	5.07	0.00	-0.00	0.00
2	149.24	9.11	19.64	9.61	0.00	-0.00	0.00
3	57.81	11.07	1.51	11.22	0.00	-0.00	0.00

 * ACTIVE WATER PRESSURE OF EACH LAYER *

LAYER NO	PW1 LBS/IN	Z1 FT	PW2 LBS/IN	Z2 FT
2	0.00	9.11	34.99	9.61
3	21.46	11.07	3.29	11.22

* GENERATED TRIANGULAR-DISTRIBUTION EARTH PRESSURE

DEPTH FT	ACTIVE EARTH PRESSURE LBS/IN
-----	-----
0.00000E+00	0.00000E+00
5.01758E-01	5.38187E+00
1.00350E+00	1.07635E+01
1.50525E+00	1.61454E+01
2.00700E+00	2.15271E+01
2.50875E+00	2.69084E+01
3.01058E+00	3.22916E+01
3.51233E+00	3.76729E+01
4.01408E+00	4.30542E+01
4.51583E+00	4.84354E+01
5.01758E+00	5.38187E+01
5.51933E+00	5.92000E+01
6.02108E+00	6.45812E+01
6.52283E+00	6.99625E+01
7.02458E+00	7.53458E+01
7.52633E+00	8.07270E+01
8.02667E+00	8.99242E+01
8.52667E+00	9.98834E+01
9.02667E+00	1.09845E+02
9.52667E+00	1.19804E+02
1.00267E+01	1.29765E+02
1.05267E+01	1.39724E+02
1.10283E+01	1.49173E+02
1.15300E+01	1.58518E+02
1.20300E+01	1.42902E+02
1.25292E+01	1.42902E+02
1.30292E+01	1.42902E+02
1.35292E+01	1.42902E+02
1.40283E+01	1.42902E+02
1.45283E+01	1.42902E+02
1.50283E+01	1.42902E+02
1.55283E+01	1.42902E+02
1.60275E+01	1.42902E+02
1.65275E+01	1.42902E+02
1.70275E+01	1.42902E+02
1.75267E+01	1.42902E+02
1.80267E+01	1.42902E+02

1.85267E+01	8.78174E-09
1.90267E+01	9.01802E-09
1.95267E+01	9.25430E-09
2.00267E+01	9.49058E-09
2.05267E+01	9.72686E-09
2.10267E+01	9.96314E-09
2.15267E+01	1.01994E-08
2.20267E+01	1.04357E-08
2.25267E+01	1.06720E-08
2.30267E+01	1.09083E-08
2.35267E+01	1.11445E-08
2.40267E+01	1.13808E-08
2.45267E+01	1.16171E-08
2.50267E+01	1.18534E-08
2.55267E+01	1.20897E-08
2.60267E+01	1.23259E-08
2.65267E+01	1.25622E-08
2.70267E+01	1.27985E-08
2.75267E+01	1.30348E-08
2.80267E+01	1.32711E-08
2.85267E+01	1.35073E-08
2.90267E+01	1.37436E-08
2.95267E+01	1.39799E-08
3.00267E+01	1.42162E-08
3.05267E+01	1.44525E-08
3.10267E+01	1.46887E-08
3.15267E+01	1.49250E-08
3.20267E+01	1.51613E-08
3.25267E+01	1.53976E-08
3.30258E+01	1.56339E-08
3.35258E+01	1.58701E-08
3.40250E+01	1.61064E-08
3.45242E+01	1.63427E-08
3.50242E+01	1.65790E-08
3.55233E+01	1.68153E-08
3.60225E+01	1.70515E-08
3.65217E+01	1.72878E-08
3.70217E+01	1.75241E-08
3.75208E+01	1.77604E-08
3.80200E+01	1.79967E-08
3.85200E+01	1.82329E-08
3.90192E+01	1.84692E-08
3.95183E+01	1.87055E-08
4.00175E+01	1.89418E-08

 * SOIL LAYERS AND STRENGTH DATA *

X AT THE SURFACE OF EXCAVATION SIDE = 11.53 FT

4 LAYER(S) OF SOIL

LAYER 1
THE SOIL IS A SAND

LAYER 2
THE SOIL IS A STIFF CLAY WITHOUT FREE WATER

LAYER 3
THE SOIL IS A STIFF CLAY WITHOUT FREE WATER

LAYER 4
THE SOIL IS A STIFF CLAY WITHOUT FREE WATER

DISTRIBUTION OF EFFECTIVE UNIT WEIGHT WITH DEPTH
8 POINTS

X, FT	WEIGHT, LBS/IN**3
11.5300	3.9231E-02
18.1100	3.9231E-02
18.1100	4.7912E-02
22.6100	4.7912E-02
22.6100	4.7912E-02
32.6100	4.7912E-02
32.6100	4.7912E-02
55.0000	4.7912E-02

DISTRIBUTION OF STRENGTH PARAMETERS WITH DEPTH
8 POINTS

X, FT	C, LBS/IN**2	PHI, DEGREE	E50	KPY, LBS/IN**3
11.53	0.0000E+00	28.000	0.0000E+00	2.0000E+01
18.11	0.0000E+00	28.000	0.0000E+00	2.0000E+01
18.11	5.2083E+00	0.000	1.5000E-02	0.0000E+00
22.61	5.2083E+00	0.000	1.5000E-02	0.0000E+00
22.61	1.0417E+01	0.000	1.0000E-02	0.0000E+00
32.61	1.0417E+01	0.000	1.0000E-02	0.0000E+00
32.61	3.1250E+01	0.000	4.0000E-03	0.0000E+00
40.80	3.1250E+01	0.000	4.0000E-03	0.0000E+00

P-Y CURVES DATA

AT THE EXCAVATION SIDE

DEPTH BELOW GS	DIAM	PHI	GAMMA AVG	KPY	A	B	PC
FT	IN		LBS/IN**3	LBS/IN**3			LB /IN
0.01	19.69	28.00	3.92E-02	2.00E+01	2.82	2.13	3.34E-01

Y	P
IN	LBS/IN
0.000	0.000
0.010	0.020
0.020	0.040
0.038	0.076
0.056	0.112
0.074	0.148
0.092	0.184
0.110	0.220
0.128	0.256
0.146	0.292
0.164	0.328
0.182	0.364
0.200	0.400
0.283	0.567
0.367	0.733
0.450	0.900
0.540	0.944

P-Multiplier = 1.000E+00 Y-Multiplier = 1.000E+00

AT THE BACKFILL SIDE

DEPTH BELOW GS	DIAM	PHI	GAMMA AVG	KPY	A	B	PC
FT	IN		LBS/IN**3	LBS/IN**3			LB /IN
11.54	19.69	28.00	6.29E-02	2.00E+01	0.88	0.50	7.42E+02

Y	P
IN	LBS/IN
0.000	0.000
0.010	27.692
0.020	55.384
0.038	105.230
0.056	155.075
0.074	202.744
0.092	231.440
0.110	258.001
0.128	282.904
0.146	306.466
0.164	328.912

0.182	350.412
0.200	371.092
0.283	465.102
0.367	559.112
0.450	653.122
0.540	653.122

P-Multiplier = 1.000E+00 Y-Multiplier = 1.000E+00

AT THE EXCAVATION SIDE

DEPTH BELOW GS FT	DIAM IN	PHI	GAMMA AVG LBS/IN**3	KPY LBS/IN**3	A	B	PC LB /IN
1.64	19.69	28.00	3.92E-02	2.00E+01	1.68	1.21	6.60E+01

Y IN	P LBS/IN
0.000	0.000
0.010	3.948
0.020	7.896
0.038	15.002
0.056	22.109
0.074	29.215
0.092	36.322
0.110	43.428
0.128	50.534
0.146	57.641
0.164	64.747
0.182	71.854
0.200	78.960
0.283	89.941
0.367	100.331
0.450	110.721
0.540	110.721

P-Multiplier = 1.000E+00 Y-Multiplier = 1.000E+00

AT THE BACKFILL SIDE

DEPTH BELOW GS FT	DIAM IN	PHI	GAMMA AVG LBS/IN**3	KPY LBS/IN**3	A	B	PC LB /IN
13.18	19.69	28.00	6.00E-02	2.00E+01	0.88	0.50	8.08E+02

Y IN	P LBS/IN
0.000	0.000

0.010	31.620
0.020	63.240
0.038	120.156
0.056	177.072
0.074	220.669
0.092	251.902
0.110	280.812
0.128	307.916
0.146	333.561
0.164	357.992
0.182	381.392
0.200	403.901
0.283	506.223
0.367	608.544
0.450	710.866
0.540	710.866

P-Multiplier = 1.000E+00 Y-Multiplier = 1.000E+00

AT THE EXCAVATION SIDE

DEPTH BELOW GS	DIAM	PHI	GAMMA AVG	KPY	A	B	PC
FT	IN		LBS/IN**3	LBS/IN**3			LB /IN
3.29	19.69	28.00	3.92E-02	2.00E+01	1.01	0.66	1.32E+02

Y	P
IN	LBS/IN
0.000	0.000
0.010	7.896
0.020	15.792
0.038	30.005
0.056	44.218
0.074	56.430
0.092	62.005
0.110	66.989
0.128	71.529
0.146	75.720
0.164	79.627
0.182	83.297
0.200	86.767
0.283	102.411
0.367	118.054
0.450	133.698
0.540	133.698

P-Multiplier = 1.000E+00 Y-Multiplier = 1.000E+00

AT THE BACKFILL SIDE

DEPTH BELOW GS	DIAM	PHI	GAMMA AVG	KPY	A	B	PC
FT	IN		LBS/IN**3	LBS/IN**3			LB /IN
14.82	19.69	28.00	5.77E-02	2.00E+01	0.88	0.50	8.74E+02

Y	P
IN	LBS/IN
0.000	0.000
0.010	35.568
0.020	71.136
0.038	135.158
0.056	199.181
0.074	238.685
0.092	272.468
0.110	303.738
0.128	333.056
0.146	360.794
0.164	387.220
0.182	412.531
0.200	436.877
0.283	547.553
0.367	658.228
0.450	768.904
0.540	768.904

P-Multiplier = 1.000E+00 Y-Multiplier = 1.000E+00

AT THE EXCAVATION SIDE

DEPTH BELOW GS	DIAM	PHI	GAMMA AVG	KPY	A	B	PC
FT	IN		LBS/IN**3	LBS/IN**3			LB /IN
4.93	19.69	28.00	3.92E-02	2.00E+01	0.88	0.50	1.98E+02

Y	P
IN	LBS/IN
0.000	0.000
0.011	13.144
0.022	26.288
0.040	37.519
0.058	46.867
0.076	55.124
0.093	62.639
0.111	69.605
0.129	76.142
0.147	82.330
0.164	88.228

0.182	93.878
0.200	99.314
0.283	124.333
0.367	149.352
0.450	174.371
0.540	174.371

P-Multiplier = 1.000E+00 Y-Multiplier = 1.000E+00

AT THE BACKFILL SIDE

DEPTH BELOW GS FT	DIAM IN	PHI	GAMMA AVG LBS/IN**3	KPY LBS/IN**3	A	B	PC LB /IN
16.46	19.69	28.00	5.58E-02	2.00E+01	0.88	0.50	9.40E+02

Y IN	P LBS/IN
0.000	0.000
0.010	39.516
0.020	79.032
0.038	150.161
0.056	216.688
0.074	256.702
0.092	293.035
0.110	326.665
0.128	358.195
0.146	388.027
0.164	416.448
0.182	443.669
0.200	469.853
0.283	588.883
0.367	707.912
0.450	826.942
0.540	826.942

P-Multiplier = 1.000E+00 Y-Multiplier = 1.000E+00

AT THE EXCAVATION SIDE

DEPTH BELOW GS FT	DIAM IN	PHI	GAMMA AVG LBS/IN**3	KPY LBS/IN**3	A	B	PC LB /IN
6.57	19.69	28.00	3.92E-02	2.00E+01	0.88	0.50	2.63E+02

Y IN	P LBS/IN
0.000	0.000

0.011	17.003
0.022	34.006
0.039	49.065
0.057	61.575
0.075	72.618
0.093	82.668
0.111	91.985
0.129	100.728
0.146	109.007
0.164	116.899
0.182	124.461
0.200	131.737
0.283	165.111
0.367	198.484
0.450	231.858
0.540	231.858

P-Multiplier = 1.000E+00 Y-Multiplier = 1.000E+00

AT THE BACKFILL SIDE

DEPTH BELOW GS	DIAM	PHI	GAMMA AVG	KPY	A	B	PC
FT	IN		LBS/IN**3	LBS/IN**3			LB /IN
18.10	19.69	28.00	5.43E-02	2.00E+01	0.88	0.50	1.01E+03

Y	P
IN	LBS/IN
0.000	0.000
0.010	43.444
0.020	86.888
0.038	165.087
0.056	231.819
0.074	274.627
0.092	313.497
0.110	349.476
0.128	383.207
0.146	415.123
0.164	445.528
0.182	474.650
0.200	502.662
0.283	630.003
0.367	757.344
0.450	884.686
0.540	884.686

P-Multiplier = 1.000E+00 Y-Multiplier = 1.000E+00

AT THE EXCAVATION SIDE

DEPTH BELOW GS	DIAM	C	CAVG	GAMMA AVG	E50
FT	IN	LBS/IN**2	LBS/IN**2	LBS/IN**3	
6.59	19.690	5.21E+00	5.21E+00	3.92E-02	1.5000E-02

Y	P
IN	LBS/IN
0.00000	0.00000
0.00007	14.96911
0.00036	22.38404
0.00072	26.61926
0.00360	39.80507
0.00720	47.33648
0.03600	70.78454
0.07200	84.17748
0.18000	105.84758
0.36000	125.87469
0.54000	139.30325
0.72000	149.69108
1.80000	188.22657
3.60000	223.84038
7.20000	266.19257
8.10000	266.19257
9.00000	266.19257

P-Multiplier = 1.000E+00 Y-Multiplier = 1.000E+00

AT THE BACKFILL SIDE

DEPTH BELOW GS	DIAM	C	CAVG	GAMMA AVG	E50
FT	IN	LBS/IN**2	LBS/IN**2	LBS/IN**3	
18.12	19.690	5.21E+00	5.21E+00	5.43E-02	1.5000E-02

Y	P
IN	LBS/IN
0.00000	0.00000
0.00007	24.61437
0.00036	36.80707
0.00072	43.77122
0.00360	65.45325
0.00720	77.83747
0.03600	116.39416
0.07200	138.41677
0.18000	174.04987
0.36000	206.98134
0.54000	229.06251

0.72000	246.14369
1.80000	309.50930
3.60000	368.07066
7.20000	437.71225
8.10000	437.71225
9.00000	437.71225

P-Multiplier = 1.000E+00 Y-Multiplier = 1.000E+00

AT THE EXCAVATION SIDE

DEPTH BELOW GS FT	DIAM IN	C LBS/IN**2	CAVG LBS/IN**2	GAMMA AVG LBS/IN**3	E50
7.70	19.690	5.21E+00	5.21E+00	4.05E-02	1.5000E-02

Y IN	P LBS/IN
0.00000	0.00000
0.00007	15.67999
0.00036	23.44705
0.00072	27.88340
0.00360	41.69540
0.00720	49.58447
0.03600	74.14608
0.07200	88.17504
0.18000	110.87425
0.36000	131.85244
0.54000	145.91872
0.72000	156.79986
1.80000	197.16539
3.60000	234.47048
7.20000	278.83397
8.10000	278.83397
9.00000	278.83397

P-Multiplier = 1.000E+00 Y-Multiplier = 1.000E+00

AT THE BACKFILL SIDE

DEPTH BELOW GS FT	DIAM IN	C LBS/IN**2	CAVG LBS/IN**2	GAMMA AVG LBS/IN**3	E50
19.23	19.690	5.21E+00	5.21E+00	5.40E-02	1.5000E-02

Y IN	P LBS/IN
0.00000	0.00000

0.00007	25.32525
0.00036	37.87008
0.00072	45.03536
0.00360	67.34358
0.00720	80.08546
0.03600	119.75570
0.07200	142.41433
0.18000	179.07654
0.36000	212.95909
0.54000	235.67798
0.72000	253.25247
1.80000	318.44812
3.60000	378.70077
7.20000	450.35365
8.10000	450.35365
9.00000	450.35365

P-Multiplier = 1.000E+00 Y-Multiplier = 1.000E+00

AT THE EXCAVATION SIDE

DEPTH BELOW GS	DIAM	C	CAVG	GAMMA AVG	E50
FT	IN	LBS/IN**2	LBS/IN**2	LBS/IN**3	
8.83	19.690	5.21E+00	5.21E+00	4.14E-02	1.5000E-02

Y	P
IN	LBS/IN
0.00000	0.00000
0.00007	16.39617
0.00036	24.51799
0.00072	29.15697
0.00360	43.59984
0.00720	51.84924
0.03600	77.53270
0.07200	92.20244
0.18000	115.93843
0.36000	137.87480
0.54000	152.58355
0.72000	163.96170
1.80000	206.17092
3.60000	245.17992
7.20000	291.56971
8.10000	291.56971
9.00000	291.56971

P-Multiplier = 1.000E+00 Y-Multiplier = 1.000E+00

AT THE BACKFILL SIDE

DEPTH BELOW GS	DIAM	C	CAVG	GAMMA AVG	E50
FT	IN	LBS/IN**2	LBS/IN**2	LBS/IN**3	
20.36	19.690	5.21E+00	5.21E+00	5.36E-02	1.5000E-02

Y	P
IN	LBS/IN
0.00000	0.00000
0.00007	26.04143
0.00036	38.94102
0.00072	46.30894
0.00360	69.24802
0.00720	82.35023
0.03600	123.14232
0.07200	146.44172
0.18000	184.14072
0.36000	218.98145
0.54000	242.34281
0.72000	260.41430
1.80000	327.45364
3.60000	389.41020
7.20000	463.08939
8.10000	463.08939
9.00000	463.08939

P-Multiplier = 1.000E+00 Y-Multiplier = 1.000E+00

AT THE EXCAVATION SIDE

DEPTH BELOW GS	DIAM	C	CAVG	GAMMA AVG	E50
FT	IN	LBS/IN**2	LBS/IN**2	LBS/IN**3	
9.95	19.690	5.21E+00	5.21E+00	4.22E-02	1.5000E-02

Y	P
IN	LBS/IN
0.00000	0.00000
0.00007	17.11235
0.00036	25.58894
0.00072	30.43054
0.00360	45.50428
0.00720	54.11401
0.03600	80.91932
0.07200	96.22983
0.18000	121.00261
0.36000	143.89716
0.54000	159.24839

0.72000	171.12353
1.80000	215.17644
3.60000	255.88936
7.20000	304.30545
8.10000	304.30545
9.00000	304.30545

P-Multiplier = 1.000E+00 Y-Multiplier = 1.000E+00

AT THE BACKFILL SIDE

DEPTH BELOW GS FT	DIAM IN	C LBS/IN**2	CAVG LBS/IN**2	GAMMA AVG LBS/IN**3	E50
21.48	19.690	5.21E+00	5.21E+00	5.33E-02	1.5000E-02

Y IN	P LBS/IN
0.00000	0.00000
0.00007	26.75761
0.00036	40.01196
0.00072	47.58251
0.00360	71.15245
0.00720	84.61500
0.03600	126.52894
0.07200	150.46912
0.18000	189.20490
0.36000	225.00381
0.54000	249.00765
0.72000	267.57613
1.80000	336.45917
3.60000	400.11964
7.20000	475.82512
8.10000	475.82512
9.00000	475.82512

P-Multiplier = 1.000E+00 Y-Multiplier = 1.000E+00

AT THE EXCAVATION SIDE

DEPTH BELOW GS FT	DIAM IN	C LBS/IN**2	CAVG LBS/IN**2	GAMMA AVG LBS/IN**3	E50
11.07	19.690	5.21E+00	5.21E+00	4.28E-02	1.5000E-02

Y IN	P LBS/IN
0.00000	0.00000

0.00007	17.82323
0.00036	26.65195
0.00072	31.69468
0.00360	47.39461
0.00720	56.36201
0.03600	84.28085
0.07200	100.22739
0.18000	126.02927
0.36000	149.87491
0.54000	165.86385
0.72000	178.23231
1.80000	224.11526
3.60000	266.51947
7.20000	316.94685
8.10000	316.94685
9.00000	316.94685

P-Multiplier = 1.000E+00 Y-Multiplier = 1.000E+00

AT THE BACKFILL SIDE

DEPTH BELOW GS FT	DIAM IN	C LBS/IN**2	CAVG LBS/IN**2	GAMMA AVG LBS/IN**3	E50
22.60	19.690	5.21E+00	5.21E+00	5.31E-02	1.5000E-02

Y IN	P LBS/IN
0.00000	0.00000
0.00007	27.46849
0.00036	41.07497
0.00072	48.84665
0.00360	73.04278
0.00720	86.86300
0.03600	129.89047
0.07200	154.46668
0.18000	194.23156
0.36000	230.98156
0.54000	255.62312
0.72000	274.68491
1.80000	345.39799
3.60000	410.74975
7.20000	488.46652
8.10000	488.46652
9.00000	488.46652

P-Multiplier = 1.000E+00 Y-Multiplier = 1.000E+00

AT THE EXCAVATION SIDE

DEPTH BELOW GS	DIAM	C	CAVG	GAMMA AVG	E50
FT	IN	LBS/IN**2	LBS/IN**2	LBS/IN**3	
11.09	19.690	1.04E+01	1.04E+01	4.28E-02	1.0000E-02

Y	P
IN	LBS/IN
0.00000	0.00000
0.00005	29.36770
0.00024	43.91495
0.00048	52.22397
0.00240	78.09305
0.00480	92.86881
0.02400	138.87126
0.04800	165.14669
0.12000	207.66098
0.24000	246.95191
0.36000	273.29722
0.48000	293.67697
1.20000	369.27924
2.40000	439.14950
4.80000	522.23970
5.40000	522.23970
6.00000	522.23970

P-Multiplier = 1.000E+00 Y-Multiplier = 1.000E+00

AT THE BACKFILL SIDE

DEPTH BELOW GS	DIAM	C	CAVG	GAMMA AVG	E50
FT	IN	LBS/IN**2	LBS/IN**2	LBS/IN**3	
22.62	19.690	1.04E+01	1.04E+01	5.31E-02	1.0000E-02

Y	P
IN	LBS/IN
0.00000	0.00000
0.00005	39.01296
0.00024	58.33798
0.00048	69.37594
0.00240	103.74123
0.00480	123.36980
0.02400	184.48088
0.04800	219.38598
0.12000	275.86327
0.24000	328.05856
0.36000	363.05648

0.48000	390.12957
1.20000	490.56196
2.40000	583.37978
4.80000	693.75938
5.40000	693.75938
6.00000	693.75938

P-Multiplier = 1.000E+00 Y-Multiplier = 1.000E+00

AT THE EXCAVATION SIDE

DEPTH BELOW GS FT	DIAM IN	C LBS/IN**2	CAVG LBS/IN**2	GAMMA AVG LBS/IN**3	E50
13.58	19.690	1.04E+01	1.04E+01	4.37E-02	1.0000E-02

Y IN	P LBS/IN
0.00000	0.00000
0.00005	30.95391
0.00024	46.28689
0.00048	55.04470
0.00240	82.31103
0.00480	97.88486
0.02400	146.37200
0.04800	174.06663
0.12000	218.87720
0.24000	260.29032
0.36000	288.05859
0.48000	309.53910
1.20000	389.22481
2.40000	462.86891
4.80000	550.44701
5.40000	550.44701
6.00000	550.44701

P-Multiplier = 1.000E+00 Y-Multiplier = 1.000E+00

AT THE BACKFILL SIDE

DEPTH BELOW GS FT	DIAM IN	C LBS/IN**2	CAVG LBS/IN**2	GAMMA AVG LBS/IN**3	E50
25.11	19.690	1.04E+01	1.04E+01	5.25E-02	1.0000E-02

Y IN	P LBS/IN
0.00000	0.00000

0.00005	40.59917
0.00024	60.70992
0.00048	72.19667
0.00240	107.95920
0.00480	128.38585
0.02400	191.98162
0.04800	228.30591
0.12000	287.07949
0.24000	341.39697
0.36000	377.81785
0.48000	405.99170
1.20000	510.50754
2.40000	607.09920
4.80000	721.96668
5.40000	721.96668
6.00000	721.96668

P-Multiplier = 1.000E+00 Y-Multiplier = 1.000E+00

AT THE EXCAVATION SIDE

DEPTH BELOW GS FT	DIAM IN	C LBS/IN**2	CAVG LBS/IN**2	GAMMA AVG LBS/IN**3	E50
16.08	19.690	1.04E+01	1.04E+01	4.44E-02	1.0000E-02

Y IN	P LBS/IN
0.00000	0.00000
0.00005	32.54543
0.00024	48.66677
0.00048	57.87486
0.00240	86.54311
0.00480	102.91768
0.02400	153.89783
0.04800	183.01639
0.12000	230.13093
0.24000	273.67334
0.36000	302.86934
0.48000	325.45428
1.20000	409.23709
2.40000	486.66766
4.80000	578.74865
5.40000	578.74865
6.00000	578.74865

P-Multiplier = 1.000E+00 Y-Multiplier = 1.000E+00

AT THE BACKFILL SIDE

DEPTH BELOW GS	DIAM	C	CAVG	GAMMA AVG	E50
FT	IN	LBS/IN**2	LBS/IN**2	LBS/IN**3	
27.61	19.690	1.04E+01	1.04E+01	5.21E-02	1.0000E-02

Y	P
IN	LBS/IN
0.00000	0.00000
0.00005	42.19069
0.00024	63.08979
0.00048	75.02683
0.00240	112.19128
0.00480	133.41867
0.02400	199.50745
0.04800	237.25568
0.12000	298.33322
0.24000	354.77999
0.36000	392.62860
0.48000	421.90689
1.20000	530.51982
2.40000	630.89795
4.80000	750.26833
5.40000	750.26833
6.00000	750.26833

P-Multiplier = 1.000E+00 Y-Multiplier = 1.000E+00

AT THE EXCAVATION SIDE

DEPTH BELOW GS	DIAM	C	CAVG	GAMMA AVG	E50
FT	IN	LBS/IN**2	LBS/IN**2	LBS/IN**3	
18.58	19.690	1.04E+01	1.04E+01	4.48E-02	1.0000E-02

Y	P
IN	LBS/IN
0.00000	0.00000
0.00005	34.13695
0.00024	51.04664
0.00048	60.70503
0.00240	90.77519
0.00480	107.95050
0.02400	161.42365
0.04800	191.96616
0.12000	241.38466
0.24000	287.05636
0.36000	317.68008

0.48000	341.36947
1.20000	429.24938
2.40000	510.46641
4.80000	607.05029
5.40000	607.05029
6.00000	607.05029

P-Multiplier = 1.000E+00 Y-Multiplier = 1.000E+00

AT THE BACKFILL SIDE

DEPTH BELOW GS FT	DIAM IN	C LBS/IN**2	CAVG LBS/IN**2	GAMMA AVG LBS/IN**3	E50
30.11	19.690	1.04E+01	1.04E+01	5.18E-02	1.0000E-02

Y IN	P LBS/IN
0.00000	0.00000
0.00005	43.78221
0.00024	65.46967
0.00048	77.85700
0.00240	116.42337
0.00480	138.45150
0.02400	207.03327
0.04800	246.20544
0.12000	309.58695
0.24000	368.16301
0.36000	407.43935
0.48000	437.82207
1.20000	550.53210
2.40000	654.69669
4.80000	778.56997
5.40000	778.56997
6.00000	778.56997

P-Multiplier = 1.000E+00 Y-Multiplier = 1.000E+00

AT THE EXCAVATION SIDE

DEPTH BELOW GS FT	DIAM IN	C LBS/IN**2	CAVG LBS/IN**2	GAMMA AVG LBS/IN**3	E50
21.07	19.690	1.04E+01	1.04E+01	4.52E-02	1.0000E-02

Y IN	P LBS/IN
0.00000	0.00000

0.00005	35.72316
0.00024	53.41858
0.00048	63.52576
0.00240	94.99317
0.00480	112.96655
0.02400	168.92439
0.04800	200.88609
0.12000	252.60088
0.24000	300.39477
0.36000	332.44146
0.48000	357.23160
1.20000	449.19495
2.40000	534.18583
4.80000	635.25759
5.40000	635.25759
6.00000	635.25759

P-Multiplier = 1.000E+00 Y-Multiplier = 1.000E+00

AT THE BACKFILL SIDE

DEPTH BELOW GS FT	DIAM IN	C LBS/IN**2	CAVG LBS/IN**2	GAMMA AVG LBS/IN**3	E50
32.60	19.690	1.04E+01	1.04E+01	5.15E-02	1.0000E-02

Y IN	P LBS/IN
0.00000	0.00000
0.00005	45.36842
0.00024	67.84161
0.00048	80.67773
0.00240	120.64134
0.00480	143.46754
0.02400	214.53401
0.04800	255.12537
0.12000	320.80317
0.24000	381.50142
0.36000	422.20072
0.48000	453.68420
1.20000	570.47768
2.40000	678.41611
4.80000	806.77727
5.40000	806.77727
6.00000	806.77727

P-Multiplier = 1.000E+00 Y-Multiplier = 1.000E+00

AT THE EXCAVATION SIDE

DEPTH BELOW GS	DIAM	C	CAVG	GAMMA AVG	E50
FT	IN	LBS/IN**2	LBS/IN**2	LBS/IN**3	
21.09	19.690	3.12E+01	3.12E+01	4.52E-02	4.0000E-03

Y	P
IN	LBS/IN
0.00000	0.00000
0.00002	81.86919
0.00010	122.42299
0.00019	145.58629
0.00096	217.70229
0.00192	258.89311
0.00960	387.13549
0.01920	460.38428
0.04800	578.90259
0.09600	688.43507
0.14400	761.87865
0.19200	818.69189
0.48000	1029.45054
0.96000	1224.22991
1.92000	1455.86292
2.16000	1455.86292
2.40000	1455.86292

P-Multiplier = 1.000E+00 Y-Multiplier = 1.000E+00

AT THE BACKFILL SIDE

DEPTH BELOW GS	DIAM	C	CAVG	GAMMA AVG	E50
FT	IN	LBS/IN**2	LBS/IN**2	LBS/IN**3	
32.62	19.690	3.12E+01	3.12E+01	5.15E-02	4.0000E-03

Y	P
IN	LBS/IN
0.00000	0.00000
0.00002	91.51445
0.00010	136.84602
0.00019	162.73826
0.00096	243.35046
0.00192	289.39410
0.00960	432.74511
0.01920	514.62356
0.04800	647.10488
0.09600	769.54172
0.14400	851.63792

0.19200	915.14449
0.48000	1150.73327
0.96000	1368.46020
1.92000	1627.38260
2.16000	1627.38260
2.40000	1627.38260

P-Multiplier = 1.000E+00 Y-Multiplier = 1.000E+00

AT THE EXCAVATION SIDE

DEPTH BELOW GS FT	DIAM IN	C LBS/IN**2	CAVG LBS/IN**2	GAMMA AVG LBS/IN**3	E50
23.13	19.690	3.12E+01	3.12E+01	4.54E-02	4.0000E-03

Y IN	P LBS/IN
0.00000	0.00000
0.00002	83.16734
0.00010	124.36418
0.00019	147.89476
0.00096	221.15426
0.00192	262.99821
0.00960	393.27405
0.01920	467.68430
0.04800	588.08188
0.09600	699.35116
0.14400	773.95929
0.19200	831.67337
0.48000	1045.77390
0.96000	1243.64176
1.92000	1478.94763
2.16000	1478.94763
2.40000	1478.94763

P-Multiplier = 1.000E+00 Y-Multiplier = 1.000E+00

AT THE BACKFILL SIDE

DEPTH BELOW GS FT	DIAM IN	C LBS/IN**2	CAVG LBS/IN**2	GAMMA AVG LBS/IN**3	E50
34.66	19.690	3.12E+01	3.12E+01	5.13E-02	4.0000E-03

Y IN	P LBS/IN
0.00000	0.00000

0.00002	92.81260
0.00010	138.78720
0.00019	165.04673
0.00096	246.80243
0.00192	293.49921
0.00960	438.88367
0.01920	521.92359
0.04800	656.28417
0.09600	780.45781
0.14400	863.71855
0.19200	928.12598
0.48000	1167.05662
0.96000	1387.87204
1.92000	1650.46731
2.16000	1650.46731
2.40000	1650.46731

P-Multiplier = 1.000E+00 Y-Multiplier = 1.000E+00

AT THE EXCAVATION SIDE

DEPTH BELOW GS FT	DIAM IN	C LBS/IN**2	CAVG LBS/IN**2	GAMMA AVG LBS/IN**3	E50
25.18	19.690	3.12E+01	3.12E+01	4.56E-02	4.0000E-03

Y IN	P LBS/IN
0.00000	0.00000
0.00002	84.47079
0.00010	126.31329
0.00019	150.21267
0.00096	224.62033
0.00192	267.12010
0.00960	399.43770
0.01920	475.01416
0.04800	597.29869
0.09600	710.31185
0.14400	786.08929
0.19200	844.70791
0.48000	1062.16396
0.96000	1263.13293
1.92000	1502.12667
2.16000	1502.12667
2.40000	1502.12667

P-Multiplier = 1.000E+00 Y-Multiplier = 1.000E+00

AT THE BACKFILL SIDE

DEPTH BELOW GS	DIAM	C	CAVG	GAMMA AVG	E50
FT	IN	LBS/IN**2	LBS/IN**2	LBS/IN**3	
36.71	19.690	3.12E+01	3.12E+01	5.11E-02	4.0000E-03

Y	P
IN	LBS/IN
0.00000	0.00000
0.00002	94.11605
0.00010	140.73632
0.00019	167.36463
0.00096	250.26851
0.00192	297.62109
0.00960	445.04732
0.01920	529.25344
0.04800	665.50098
0.09600	791.41850
0.14400	875.84855
0.19200	941.16051
0.48000	1183.44668
0.96000	1407.36322
1.92000	1673.64635
2.16000	1673.64635
2.40000	1673.64635

P-Multiplier = 1.000E+00 Y-Multiplier = 1.000E+00

AT THE EXCAVATION SIDE

DEPTH BELOW GS	DIAM	C	CAVG	GAMMA AVG	E50
FT	IN	LBS/IN**2	LBS/IN**2	LBS/IN**3	
27.22	19.690	3.12E+01	3.12E+01	4.58E-02	4.0000E-03

Y	P
IN	LBS/IN
0.00000	0.00000
0.00002	85.77424
0.00010	128.26241
0.00019	152.53057
0.00096	228.08641
0.00192	271.24198
0.00960	405.60135
0.01920	482.34402
0.04800	606.51550
0.09600	721.27254
0.14400	798.21929

0.19200	857.74244
0.48000	1078.55402
0.96000	1282.62411
1.92000	1525.30572
2.16000	1525.30572
2.40000	1525.30572

P-Multiplier = 1.000E+00 Y-Multiplier = 1.000E+00

AT THE BACKFILL SIDE

DEPTH BELOW GS FT	DIAM IN	C LBS/IN**2	CAVG LBS/IN**2	GAMMA AVG LBS/IN**3	E50
38.75	19.690	3.12E+01	3.12E+01	5.09E-02	4.0000E-03

Y IN	P LBS/IN
0.00000	0.00000
0.00002	95.41950
0.00010	142.68544
0.00019	169.68254
0.00096	253.73458
0.00192	301.74297
0.00960	451.21097
0.01920	536.58330
0.04800	674.71779
0.09600	802.37919
0.14400	887.97855
0.19200	954.19504
0.48000	1199.83674
0.96000	1426.85439
1.92000	1696.82539
2.16000	1696.82539
2.40000	1696.82539

P-Multiplier = 1.000E+00 Y-Multiplier = 1.000E+00

AT THE EXCAVATION SIDE

DEPTH BELOW GS FT	DIAM IN	C LBS/IN**2	CAVG LBS/IN**2	GAMMA AVG LBS/IN**3	E50
29.26	19.690	3.12E+01	3.12E+01	4.60E-02	4.0000E-03

Y IN	P LBS/IN
0.00000	0.00000

0.00002	87.07239
0.00010	130.20359
0.00019	154.83904
0.00096	231.53838
0.00192	275.34708
0.00960	411.73992
0.01920	489.64404
0.04800	615.69479
0.09600	732.18863
0.14400	810.29992
0.19200	870.72392
0.48000	1094.87737
0.96000	1302.03595
1.92000	1548.39042
2.16000	1548.39042
2.40000	1548.39042

P-Multiplier = 1.000E+00 Y-Multiplier = 1.000E+00

AT THE BACKFILL SIDE

DEPTH BELOW GS FT	DIAM IN	C LBS/IN**2	CAVG LBS/IN**2	GAMMA AVG LBS/IN**3	E50
40.79	19.690	3.12E+01	3.12E+01	5.08E-02	4.0000E-03

Y IN	P LBS/IN
0.00000	0.00000
0.00002	96.71765
0.00010	144.62662
0.00019	171.99101
0.00096	257.18655
0.00192	305.84808
0.00960	457.34954
0.01920	543.88333
0.04800	683.89708
0.09600	813.29528
0.14400	900.05918
0.19200	967.17653
0.48000	1216.16009
0.96000	1446.26624
1.92000	1719.91010
2.16000	1719.91010
2.40000	1719.91010

P-Multiplier = 1.000E+00 Y-Multiplier = 1.000E+00

New Wall

RESULTS

NUMBER OF ITERATIONS : 49

***** ANALYSIS COMPLETED *****

STA I	X	DEFL.	SLOPE	MOMENT	SHEAR	SOIL_REACT
NET_FORCE/STA	EI					
FT		IN	RAD	LBS-IN	LBS	LBS/IN
LBS	LBS-IN**2					
-----	-----	-----	-----	-----	-----	-----
0	0.000E+00	3.514E+00	-1.330E-02	0.000E+00	0.000E+00	0.000E+00
0.000E+00	2.336E+10					
1	4.000E-01	3.450E+00	-1.330E-02	0.000E+00	1.030E+01	0.000E+00
2.059E+01	2.336E+10					
2	8.000E-01	3.386E+00	-1.330E-02	9.885E+01	4.119E+01	0.000E+00
4.119E+01	2.336E+10					
3	1.200E+00	3.323E+00	-1.330E-02	3.954E+02	9.267E+01	0.000E+00
6.178E+01	2.336E+10					
4	1.600E+00	3.259E+00	-1.330E-02	9.885E+02	1.647E+02	0.000E+00
8.237E+01	2.336E+10					
5	2.000E+00	3.195E+00	-1.330E-02	1.977E+03	2.574E+02	0.000E+00
1.030E+02	2.336E+10					
6	2.400E+00	3.131E+00	-1.330E-02	3.460E+03	3.707E+02	0.000E+00
1.236E+02	2.336E+10					
7	2.800E+00	3.067E+00	-1.330E-02	5.536E+03	5.045E+02	0.000E+00
1.442E+02	2.336E+10					
8	3.200E+00	3.003E+00	-1.330E-02	8.303E+03	6.590E+02	0.000E+00
1.648E+02	2.336E+10					
9	3.600E+00	2.940E+00	-1.330E-02	1.186E+04	8.340E+02	0.000E+00
1.853E+02	2.336E+10					
10	4.000E+00	2.876E+00	-1.329E-02	1.631E+04	1.030E+03	0.000E+00
2.059E+02	2.336E+10					
11	4.400E+00	2.812E+00	-1.329E-02	2.175E+04	1.246E+03	0.000E+00
2.265E+02	2.336E+10					
12	4.800E+00	2.748E+00	-1.329E-02	2.827E+04	1.483E+03	0.000E+00
2.471E+02	2.336E+10					
13	5.200E+00	2.684E+00	-1.328E-02	3.598E+04	1.740E+03	0.000E+00
2.677E+02	2.336E+10					
14	5.600E+00	2.621E+00	-1.327E-02	4.498E+04	2.018E+03	0.000E+00
2.883E+02	2.336E+10					
15	6.000E+00	2.557E+00	-1.326E-02	5.536E+04	2.317E+03	0.000E+00
3.089E+02	2.336E+10					
16	6.400E+00	2.493E+00	-1.325E-02	6.722E+04	2.636E+03	0.000E+00
3.295E+02	2.336E+10					
17	6.800E+00	2.430E+00	-1.323E-02	8.066E+04	2.976E+03	0.000E+00
3.501E+02	2.336E+10					

18	7.200E+00	2.366E+00	-1.321E-02	9.578E+04	3.336E+03	0.000E+00
3.707E+02	2.336E+10					
19	7.600E+00	2.303E+00	-1.319E-02	1.127E+05	3.717E+03	0.000E+00
3.913E+02	2.336E+10					
20	8.000E+00	2.240E+00	-1.317E-02	1.315E+05	4.127E+03	0.000E+00
4.291E+02	2.336E+10					
21	8.400E+00	2.177E+00	-1.314E-02	1.523E+05	4.576E+03	0.000E+00
4.673E+02	2.336E+10					
22	8.800E+00	2.114E+00	-1.310E-02	1.754E+05	5.062E+03	0.000E+00
5.056E+02	2.336E+10					
23	9.200E+00	2.051E+00	-1.307E-02	2.009E+05	5.587E+03	0.000E+00
5.438E+02	2.336E+10					
24	9.600E+00	1.988E+00	-1.302E-02	2.290E+05	6.150E+03	0.000E+00
5.821E+02	2.336E+10					
25	1.000E+01	1.926E+00	-1.297E-02	2.599E+05	6.751E+03	0.000E+00
6.203E+02	2.336E+10					
26	1.040E+01	1.864E+00	-1.291E-02	2.938E+05	7.390E+03	0.000E+00
6.586E+02	2.336E+10					
27	1.080E+01	1.802E+00	-1.285E-02	3.309E+05	8.067E+03	0.000E+00
6.956E+02	2.336E+10					
28	1.120E+01	1.740E+00	-1.278E-02	3.713E+05	8.781E+03	0.000E+00
7.314E+02	2.336E+10					
29	1.160E+01	1.679E+00	-1.270E-02	4.152E+05	9.494E+03	-7.477E-01
6.943E+02	2.336E+10					
30	1.200E+01	1.618E+00	-1.261E-02	4.624E+05	1.011E+04	-2.877E+01
5.478E+02	2.336E+10					
31	1.240E+01	1.558E+00	-1.251E-02	5.123E+05	1.060E+04	-5.607E+01
4.168E+02	2.336E+10					
32	1.280E+01	1.498E+00	-1.240E-02	5.642E+05	1.095E+04	-8.338E+01
2.857E+02	2.336E+10					
33	1.320E+01	1.439E+00	-1.228E-02	6.174E+05	1.117E+04	-1.107E+02
1.546E+02	2.336E+10					
34	1.360E+01	1.380E+00	-1.214E-02	6.714E+05	1.131E+04	-1.165E+02
1.270E+02	2.336E+10					
35	1.400E+01	1.322E+00	-1.200E-02	7.260E+05	1.142E+04	-1.222E+02
9.937E+01	2.336E+10					
36	1.440E+01	1.265E+00	-1.184E-02	7.810E+05	1.151E+04	-1.279E+02
7.177E+01	2.336E+10					
37	1.480E+01	1.209E+00	-1.168E-02	8.364E+05	1.157E+04	-1.337E+02
4.417E+01	2.336E+10					
38	1.520E+01	1.153E+00	-1.150E-02	8.921E+05	1.159E+04	-1.439E+02
-4.670E+00	2.336E+10					
39	1.560E+01	1.098E+00	-1.131E-02	9.477E+05	1.156E+04	-1.540E+02
-5.351E+01	2.336E+10					
40	1.600E+01	1.045E+00	-1.111E-02	1.003E+06	1.148E+04	-1.642E+02
-1.023E+02	2.336E+10					
41	1.640E+01	9.917E-01	-1.090E-02	1.058E+06	1.135E+04	-1.744E+02
-1.512E+02	2.336E+10					
42	1.680E+01	9.399E-01	-1.068E-02	1.112E+06	1.117E+04	-1.888E+02
-2.202E+02	2.336E+10					

43	1.720E+01	8.892E-01	-1.044E-02	1.165E+06	1.091E+04	-2.031E+02
-2.892E+02	2.336E+10					
44	1.760E+01	8.396E-01	-1.020E-02	1.217E+06	1.059E+04	-2.175E+02
-3.582E+02	2.336E+10					
45	1.800E+01	7.913E-01	-9.943E-03	1.267E+06	1.020E+04	-2.319E+02
-4.272E+02	2.336E+10					
46	1.840E+01	7.442E-01	-9.677E-03	1.315E+06	9.484E+03	-2.072E+02
-9.944E+02	2.336E+10					
47	1.880E+01	6.984E-01	-9.403E-03	1.358E+06	8.553E+03	-1.810E+02
-8.686E+02	2.336E+10					
48	1.920E+01	6.539E-01	-9.120E-03	1.397E+06	7.752E+03	-1.528E+02
-7.334E+02	2.336E+10					
49	1.960E+01	6.108E-01	-8.829E-03	1.432E+06	7.019E+03	-1.525E+02
-7.319E+02	2.336E+10					
50	2.000E+01	5.692E-01	-8.531E-03	1.464E+06	6.288E+03	-1.522E+02
-7.305E+02	2.336E+10					
51	2.040E+01	5.289E-01	-8.228E-03	1.493E+06	5.559E+03	-1.517E+02
-7.281E+02	2.336E+10					
52	2.080E+01	4.902E-01	-7.918E-03	1.517E+06	4.833E+03	-1.507E+02
-7.232E+02	2.336E+10					
53	2.120E+01	4.529E-01	-7.604E-03	1.539E+06	4.112E+03	-1.497E+02
-7.185E+02	2.336E+10					
54	2.160E+01	4.172E-01	-7.286E-03	1.557E+06	3.396E+03	-1.488E+02
-7.140E+02	2.336E+10					
55	2.200E+01	3.830E-01	-6.965E-03	1.572E+06	2.684E+03	-1.479E+02
-7.098E+02	2.336E+10					
56	2.240E+01	3.503E-01	-6.641E-03	1.583E+06	1.977E+03	-1.466E+02
-7.038E+02	2.336E+10					
57	2.280E+01	3.192E-01	-6.314E-03	1.591E+06	1.278E+03	-1.445E+02
-6.935E+02	2.336E+10					
58	2.320E+01	2.897E-01	-5.987E-03	1.595E+06	5.417E+02	-1.624E+02
-7.797E+02	2.336E+10					
59	2.360E+01	2.617E-01	-5.659E-03	1.596E+06	-2.794E+02	-1.797E+02
-8.625E+02	2.336E+10					
60	2.400E+01	2.354E-01	-5.332E-03	1.592E+06	-1.181E+03	-1.960E+02
-9.409E+02	2.336E+10					
61	2.440E+01	2.106E-01	-5.005E-03	1.584E+06	-2.156E+03	-2.101E+02
-1.009E+03	2.336E+10					
62	2.480E+01	1.873E-01	-4.681E-03	1.572E+06	-3.195E+03	-2.229E+02
-1.070E+03	2.336E+10					
63	2.520E+01	1.656E-01	-4.360E-03	1.554E+06	-4.293E+03	-2.346E+02
-1.126E+03	2.336E+10					
64	2.560E+01	1.455E-01	-4.043E-03	1.530E+06	-5.408E+03	-2.296E+02
-1.102E+03	2.336E+10					
65	2.600E+01	1.268E-01	-3.731E-03	1.502E+06	-6.499E+03	-2.250E+02
-1.080E+03	2.336E+10					
66	2.640E+01	1.096E-01	-3.426E-03	1.468E+06	-7.562E+03	-2.179E+02
-1.046E+03	2.336E+10					
67	2.680E+01	9.392E-02	-3.129E-03	1.429E+06	-8.588E+03	-2.096E+02
-1.006E+03	2.336E+10					

68	2.720E+01	7.961E-02	-2.839E-03	1.386E+06	-9.576E+03	-2.020E+02
-9.697E+02	2.336E+10					
69	2.760E+01	6.666E-02	-2.560E-03	1.337E+06	-1.053E+04	-1.952E+02
-9.370E+02	2.336E+10					
70	2.800E+01	5.504E-02	-2.290E-03	1.284E+06	-1.145E+04	-1.891E+02
-9.079E+02	2.336E+10					
71	2.840E+01	4.468E-02	-2.032E-03	1.227E+06	-1.234E+04	-1.819E+02
-8.731E+02	2.336E+10					
72	2.880E+01	3.553E-02	-1.786E-03	1.166E+06	-1.319E+04	-1.720E+02
-8.256E+02	2.336E+10					
73	2.920E+01	2.753E-02	-1.553E-03	1.101E+06	-1.400E+04	-1.633E+02
-7.840E+02	2.336E+10					
74	2.960E+01	2.062E-02	-1.334E-03	1.032E+06	-1.475E+04	-1.508E+02
-7.239E+02	2.336E+10					
75	3.000E+01	1.473E-02	-1.130E-03	9.591E+05	-1.544E+04	-1.356E+02
-6.509E+02	2.336E+10					
76	3.040E+01	9.777E-03	-9.402E-04	8.834E+05	-1.606E+04	-1.226E+02
-5.887E+02	2.336E+10					
77	3.080E+01	5.700E-03	-7.667E-04	8.049E+05	-1.662E+04	-1.120E+02
-5.374E+02	2.336E+10					
78	3.120E+01	2.417E-03	-6.096E-04	7.239E+05	-1.711E+04	-9.271E+01
-4.450E+02	2.336E+10					
79	3.160E+01	-1.525E-04	-4.694E-04	6.407E+05	-1.720E+04	5.672E+01
2.723E+02	2.336E+10					
80	3.200E+01	-2.090E-03	-3.461E-04	5.588E+05	-1.679E+04	1.130E+02
5.424E+02	2.336E+10					
81	3.240E+01	-3.475E-03	-2.395E-04	4.795E+05	-1.621E+04	1.302E+02
6.250E+02	2.336E+10					
82	3.280E+01	-4.388E-03	-1.488E-04	4.032E+05	-1.556E+04	1.396E+02
6.699E+02	2.336E+10					
83	3.320E+01	-4.904E-03	-7.341E-05	3.301E+05	-1.478E+04	1.851E+02
8.885E+02	2.336E+10					
84	3.360E+01	-5.093E-03	-1.264E-05	2.613E+05	-1.379E+04	2.282E+02
1.095E+03	2.336E+10					
85	3.400E+01	-5.025E-03	3.453E-05	1.977E+05	-1.259E+04	2.691E+02
1.292E+03	2.336E+10					
86	3.440E+01	-4.762E-03	6.928E-05	1.404E+05	-1.121E+04	3.065E+02
1.471E+03	2.336E+10					
87	3.480E+01	-4.360E-03	9.296E-05	9.010E+04	-9.663E+03	3.397E+02
1.631E+03	2.336E+10					
88	3.520E+01	-3.869E-03	1.071E-04	4.763E+04	-8.052E+03	3.313E+02
1.590E+03	2.336E+10					
89	3.560E+01	-3.331E-03	1.133E-04	1.280E+04	-6.484E+03	3.220E+02
1.546E+03	2.336E+10					
90	3.600E+01	-2.781E-03	1.131E-04	-1.461E+04	-4.962E+03	3.124E+02
1.500E+03	2.336E+10					
91	3.640E+01	-2.245E-03	1.081E-04	-3.483E+04	-3.485E+03	3.030E+02
1.454E+03	2.336E+10					
92	3.680E+01	-1.744E-03	9.954E-05	-4.807E+04	-2.064E+03	2.889E+02
1.387E+03	2.336E+10					

93	3.720E+01	-1.290E-03	8.898E-05	-5.464E+04	-7.290E+02	2.673E+02
1.283E+03	2.336E+10					
94	3.760E+01	-8.896E-04	7.771E-05	-5.507E+04	4.981E+02	2.441E+02
1.171E+03	2.336E+10					
95	3.800E+01	-5.438E-04	6.693E-05	-4.986E+04	1.581E+03	2.071E+02
9.939E+02	2.336E+10					
96	3.840E+01	-2.471E-04	5.771E-05	-3.989E+04	2.498E+03	1.753E+02
8.412E+02	2.336E+10					
97	3.880E+01	1.021E-05	5.095E-05	-2.588E+04	2.755E+03	-6.206E+01
-3.283E+02	2.336E+10					
98	3.920E+01	2.420E-04	4.691E-05	-1.345E+04	2.212E+03	-1.578E+02
-7.579E+02	2.336E+10					
99	3.960E+01	4.605E-04	4.505E-05	-4.649E+03	1.401E+03	-1.799E+02
-8.640E+02	2.336E+10					
100	4.000E+01	6.745E-04	4.457E-05	0.000E+00	4.843E+02	-2.017E+02
-9.686E+02	2.336E+10					

END OF ANALYSIS

=====

PYWALL for Windows, Version 2022.7.5

Serial Number : 447597562

A Program for the Analysis of
Flexible Retaining Walls
(c) Copyright ENSOFT, Inc., 1987-2022
All Rights Reserved

=====

This program is licensed to :

EMHT Inc.
New Albany, OH, USA

Path to file locations : J:\20230339\ODOT\07_D11 Bridge
St_Bowerston\120494\400-Engineering\Structures\SFN_3431790\EngData\17_Temp
Shoring\Stage 3 Design\PYWALL\
Name of input data file : Temp Shoring_FA Service.py7d
Name of output file : Temp Shoring_FA Service.py7o
Name of plot output file : Temp Shoring_FA Service.py7p

Time and Date of Analysis

Date: December 19, 2025 Time: 11:04:20

New Wall

* PROGRAM CONTROL PARAMETERS *

NO OF POINTS FOR SPECIFIED DEFLECTIONS AND SLOPES	=	0
NO OF WALL SECTIONS	=	1
NO OF CROSS SECTIONS	=	1
GENERATE EARTH PRESSURE INTERNALLY	=	1
GENERATE SOIL RESISTANCE (P-Y) CURVES INTERNALLY	=	1
NO OF P-Y MODIFICATION FACTORS FOR GEN. P-Y CURVES	=	0
NO OF USER-SPECIFIED SOIL RESISTANCE (P-Y) CURVES	=	0
NO OF TIE BACKS	=	0
NO OF STRUTS/RAKERS	=	0

HEIGHT OF WALL	=	36.000 FT
NUMBER OF INCREMENTS	=	100
INCREMENT LENGTH	=	4.320 IN
MAXIMUM ALLOWABLE DEFLECTION	=	100.000 IN
DEFLECTION CLOSURE TOLERANCE	=	1.000E-05 IN
MAXIMUM NUMBER OF ITERATIONS	=	100

* WALL SECTIONS *

SECT	TOP FT	BOTTOM FT	SECTION
1	0.00000	36.0000	1

* CROSS SECTIONS *

CROSS SECTION : 1
 SECTION NAME : PZ
 TYPE : ELASTIC
 CROSS SECTION TYPE : SHEET PILING
 SOURCE : USS
 SECTION NAME : 1
 WIDTH : 18.0000 IN
 DEPTH : 12.0000 IN
 WEB THICKNESS : 0.37500 IN
 YOUNG MODULUS : 2.90000E+07 LBS/IN**2

* CROSS SECTIONS PROPERTIES *

ELASTIC SECTIONS

SECT	DIAM, IN	I, IN**4
1	18.0000	276.300

* STIFFNESS AND LOAD DATA *

EI - FLEXURAL RIGIDITY, Q - TRANSVERSE LOAD,
 S - STIFFNESS OF TRANSVERSE RESISTANCE,
 T - TORQUE, P - AXIAL LOAD,
 R - STIFFNESS OF TORSIONAL RESISTANCE.

FROM	TO	CONTD	EI LBS-IN**2	Q LBS	S LBS/IN	T IN-LBS	R IN-LBS	P LBS
0	1		8.013E+09	0.000E+00	0.000E+00	0.000E+00	0.000E+00	0.000E+00
100	0		8.013E+09	0.000E+00	0.000E+00	0.000E+00	0.000E+00	0.000E+00

 * WALL INFORMATION *

FREE HEIGHT OF WALL = 1.200E+01 FT
 WIDTH FOR EARTH PRESSURE, WA = 1.800E+01 IN
 WIDTH FOR SOIL RESISTANCE, WP = 1.800E+01 IN
 DEPTH TO THE WATER TABLE AT BACKFILL = 1.606E+01 FT
 DEPTH TO THE WATER TABLE AT EXCAVATION = 1.606E+01 FT
 UNIT WEIGHT OF WATER = 3.600E-02 LBS/IN**3
 SLOPE OF THE BACKFILL (deg.) = 0.000E+00
 SLOPE OF THE EXCAVATION GROUND (deg.) = 0.000E+00
 MODIFICATION FOR ACTIVE EARTH PRESSURE = 1.000E+00

 * SURCHARGE INFORMATION *

UNIFORM SURFACE PRESSURE = 1.736E+00 LBS/IN**2

 * SOIL INFORMATION *

LAYER NO.	TOTAL THICKNESS FT	COHESION/ STRENGTH PSI	TOTAL UNIT			
			PHI DEG	WEIGHT PCI	DRAINED T OR F	ZTOP FT
1	6.2	5.2	0.0	0.072	T	0.00
2	5.8	0.0	28.0	0.064	T	6.19
3	4.1	0.0	28.0	0.064	T	12.00
4	8.3	0.0	28.0	0.075	T	16.06
5	10.0	10.4	0.0	0.084	F	24.38
6	5.6	31.2	0.0	0.084	F	34.38

* EFFECTIVE OVERBURDEN STRESS *

DEPTH FT	STRESS LBS/IN**2
0.000E+00	1.736E+00
6.190E+00	7.066E+00
1.200E+01	1.150E+01
1.606E+01	1.461E+01
2.438E+01	1.852E+01
3.438E+01	2.427E+01

* ACTIVE AND PASSIVE EARTH PRESSURE COEFFICIENT *

LAYER NO.	ACTIVE EARTH COEFFICIENT	PASSIVE EARTH(*) COEFFICIENT	OPTIONAL EARTH(**) COEFFICIENT
1	1.000E+00	1.000E+00	4.217E-01
2	3.610E-01	2.770E+00	4.217E-01
3	3.610E-01	2.770E+00	0.000E+00
4	3.610E-01	2.770E+00	0.000E+00
5	1.000E+00	1.000E+00	0.000E+00
6	1.000E+00	1.000E+00	0.000E+00

NOTES:

- (*) PASSIVE EARTH COEFFICIENT IS PRINTED ONLY FOR REFERENCE,
IT IS NOT USED FOR ANALYSIS
- (**) OPTIONAL EARTH COEFFICIENT IS USED TO ESTIMATE ACTIVE PRESSURE
IF IT IS DIFFERENT THAN ZERO

* ACTIVE EARTH PRESSURE OF EACH LAYER *

LAYER NO	PA1 LBS/IN	Z1 FT	PA2 LBS/IN	Z2 FT	PA3 LBS/IN	Z3 FT	PA4 LBS/IN
1	54.39	3.10	83.49	4.13	0.00	-0.00	0.00
2	207.77	9.10	65.25	10.06	0.00	-0.00	0.00

* GENERATED TRIANGULAR-DISTRIBUTION EARTH PRESSURE

DEPTH FT	ACTIVE EARTH PRESSURE LBS/IN
0.00000E+00	1.31791E+01
5.01892E-01	1.64599E+01

1.00375E+00	1.97406E+01
1.50567E+00	2.30220E+01
2.00758E+00	2.63016E+01
2.50950E+00	2.95830E+01
3.01133E+00	3.28644E+01
3.51325E+00	3.61440E+01
4.01517E+00	3.94254E+01
4.51700E+00	4.27068E+01
5.01892E+00	4.59864E+01
5.52083E+00	4.92678E+01
6.02267E+00	5.25492E+01
6.52200E+00	5.55678E+01
7.02000E+00	5.84550E+01
7.51800E+00	6.13422E+01
8.01600E+00	6.42312E+01
8.51417E+00	6.71184E+01
9.01167E+00	7.00056E+01
9.51000E+00	7.28946E+01
1.00083E+01	7.57818E+01
1.05058E+01	7.86690E+01
1.10042E+01	8.15580E+01
1.15017E+01	8.44452E+01
1.20000E+01	8.73324E+01
1.24975E+01	7.47630E+01
1.29942E+01	7.47630E+01
1.34917E+01	7.47630E+01
1.39883E+01	7.47630E+01
1.44858E+01	7.47630E+01
1.49825E+01	7.47630E+01
1.54800E+01	7.47630E+01
1.59775E+01	7.47630E+01
1.64758E+01	7.47630E+01
1.69750E+01	7.47630E+01
1.74742E+01	7.47630E+01
1.79733E+01	7.47630E+01
1.84725E+01	7.47630E+01
1.89717E+01	7.47630E+01
1.94708E+01	7.47630E+01
1.99700E+01	7.47630E+01
2.04700E+01	7.47630E+01
2.09692E+01	7.47630E+01
2.14683E+01	7.47630E+01
2.19675E+01	7.47630E+01
2.24667E+01	7.47630E+01
2.29658E+01	7.47630E+01
2.34650E+01	7.47630E+01
2.39642E+01	7.47630E+01
2.44633E+01	5.31000E-09
2.49633E+01	5.41800E-09
2.54633E+01	5.52600E-09

2.59633E+01	5.63400E-09
2.64633E+01	5.74200E-09
2.69633E+01	5.85000E-09
2.74633E+01	5.95800E-09
2.79633E+01	6.06600E-09
2.84633E+01	6.17400E-09
2.89633E+01	6.28200E-09
2.94633E+01	6.39000E-09
2.99633E+01	6.49800E-09
3.04633E+01	6.60600E-09
3.09633E+01	6.71400E-09
3.14633E+01	6.82200E-09
3.19633E+01	6.93000E-09
3.24633E+01	7.03800E-09
3.29633E+01	7.14600E-09
3.34633E+01	7.25400E-09
3.39633E+01	7.36200E-09
3.44642E+01	7.47000E-09
3.49675E+01	7.57800E-09
3.54708E+01	7.68600E-09
3.59733E+01	7.79400E-09

 * SOIL LAYERS AND STRENGTH DATA *

X AT THE SURFACE OF EXCAVATION SIDE = 12.00 FT

4 LAYER(S) OF SOIL

LAYER 1
 THE SOIL IS A SAND

LAYER 2
 THE SOIL IS A SAND

LAYER 3
 THE SOIL IS A STIFF CLAY WITH FREE WATER

LAYER 4
 THE SOIL IS A STIFF CLAY WITH FREE WATER

DISTRIBUTION OF EFFECTIVE UNIT WEIGHT WITH DEPTH
 8 POINTS

X, FT	WEIGHT, LBS/IN**3
12.0000	6.3657E-02

16.0600	6.3657E-02
16.0600	3.9231E-02
24.3800	3.9231E-02
24.3800	4.7912E-02
34.3800	4.7912E-02
34.3800	4.7912E-02
40.0000	4.7912E-02

DISTRIBUTION OF STRENGTH PARAMETERS WITH DEPTH
8 POINTS

X, FT	C, LBS/IN**2	PHI, DEGREE	E50	KPY, LBS/IN**3
12.00	0.0000E+00	28.000	0.0000E+00	2.5000E+01
16.06	0.0000E+00	28.000	0.0000E+00	2.5000E+01
16.06	0.0000E+00	28.000	0.0000E+00	2.5000E+01
24.38	0.0000E+00	28.000	0.0000E+00	2.5000E+01
24.38	1.0417E+01	0.000	1.0000E-02	3.5000E+02
34.38	1.0417E+01	0.000	1.0000E-02	3.5000E+02
34.38	3.1250E+01	0.000	4.0000E-03	1.5000E+03
36.72	3.1250E+01	0.000	4.0000E-03	1.5000E+03

P-Y CURVES DATA

AT THE EXCAVATION SIDE

DEPTH BELOW GS FT	DIAM IN	PHI	GAMMA AVG LBS/IN**3	KPY LBS/IN**3	A	B	PC LB /IN
0.01	18.00	28.00	6.37E-02	2.50E+01	2.82	2.13	4.96E-01

Y IN	P LBS/IN
0.000	0.000
0.012	0.031
0.025	0.062
0.047	0.118
0.070	0.174
0.092	0.230
0.114	0.286
0.137	0.342
0.159	0.398
0.182	0.454
0.204	0.510
0.226	0.566
0.249	0.622
0.352	0.881

0.456	1.140
0.560	1.400
0.672	1.400

P-Multiplier = 1.000E+00 Y-Multiplier = 1.000E+00

AT THE BACKFILL SIDE

DEPTH BELOW GS FT	DIAM IN	PHI	GAMMA AVG LBS/IN**3	KPY LBS/IN**3	A	B	PC LB /IN
12.01	18.00	28.00	6.78E-02	2.50E+01	0.88	0.50	8.96E+02

Y IN	P LBS/IN
0.000	0.000
0.010	36.025
0.020	72.050
0.038	136.895
0.056	201.740
0.074	244.806
0.092	279.455
0.110	311.527
0.128	341.596
0.146	370.046
0.164	397.150
0.182	423.109
0.200	448.080
0.283	561.594
0.367	675.107
0.450	788.621
0.540	788.621

P-Multiplier = 1.000E+00 Y-Multiplier = 1.000E+00

AT THE EXCAVATION SIDE

DEPTH BELOW GS FT	DIAM IN	PHI	GAMMA AVG LBS/IN**3	KPY LBS/IN**3	A	B	PC LB /IN
1.01	18.00	28.00	6.37E-02	2.50E+01	2.10	1.53	6.04E+01

Y IN	P LBS/IN
0.000	0.000
0.010	3.045
0.020	6.090
0.038	11.571

0.056	17.052
0.074	22.533
0.092	28.014
0.110	33.495
0.128	38.976
0.146	44.457
0.164	49.938
0.182	55.419
0.200	60.900
0.283	86.275
0.367	111.650
0.450	126.732
0.540	126.732

P-Multiplier = 1.000E+00 Y-Multiplier = 1.000E+00

AT THE BACKFILL SIDE

DEPTH BELOW GS FT	DIAM IN	PHI	GAMMA AVG LBS/IN**3	KPY LBS/IN**3	A	B	PC LB /IN
13.02	18.00	28.00	6.75E-02	2.50E+01	0.88	0.50	9.56E+02

Y IN	P LBS/IN
0.000	0.000
0.010	39.045
0.020	78.090
0.038	148.371
0.056	218.652
0.074	261.160
0.092	298.124
0.110	332.339
0.128	364.416
0.146	394.767
0.164	423.681
0.182	451.375
0.200	478.014
0.283	599.111
0.367	720.207
0.450	841.304
0.540	841.304

P-Multiplier = 1.000E+00 Y-Multiplier = 1.000E+00

AT THE EXCAVATION SIDE

DEPTH BELOW GS	DIAM	PHI	GAMMA AVG	KPY	A	B	PC
FT	IN		LBS/IN**3	LBS/IN**3			LB /IN
2.03	18.00	28.00	6.37E-02	2.50E+01	1.47	1.04	1.21E+02

Y	P
IN	LBS/IN
0.000	0.000
0.010	6.090
0.020	12.180
0.038	23.142
0.056	34.104
0.074	45.066
0.092	56.028
0.110	66.990
0.128	77.952
0.146	88.914
0.164	99.876
0.182	110.838
0.200	121.800
0.283	142.545
0.367	159.704
0.450	176.864
0.540	176.864

P-Multiplier = 1.000E+00 Y-Multiplier = 1.000E+00

AT THE BACKFILL SIDE

DEPTH BELOW GS	DIAM	PHI	GAMMA AVG	KPY	A	B	PC
FT	IN		LBS/IN**3	LBS/IN**3			LB /IN
14.03	18.00	28.00	6.72E-02	2.50E+01	0.88	0.50	1.02E+03

Y	P
IN	LBS/IN
0.000	0.000
0.010	42.090
0.020	84.180
0.038	159.942
0.056	234.370
0.074	277.650
0.092	316.947
0.110	353.322
0.128	387.425
0.146	419.692
0.164	450.432
0.182	479.875
0.200	508.195
0.283	636.938

0.367	765.681
0.450	894.424
0.540	894.424

P-Multiplier = 1.000E+00 Y-Multiplier = 1.000E+00

AT THE EXCAVATION SIDE

DEPTH BELOW GS FT	DIAM IN	PHI	GAMMA AVG LBS/IN**3	KPY LBS/IN**3	A	B	PC LB /IN
3.04	18.00	28.00	6.37E-02	2.50E+01	1.05	0.70	1.81E+02

Y IN	P LBS/IN
0.000	0.000
0.010	9.135
0.020	18.270
0.038	34.713
0.056	51.156
0.074	67.599
0.092	84.042
0.110	100.075
0.128	106.329
0.146	112.074
0.164	117.408
0.182	122.401
0.200	127.106
0.283	148.288
0.367	169.469
0.450	190.650
0.540	190.650

P-Multiplier = 1.000E+00 Y-Multiplier = 1.000E+00

AT THE BACKFILL SIDE

DEPTH BELOW GS FT	DIAM IN	PHI	GAMMA AVG LBS/IN**3	KPY LBS/IN**3	A	B	PC LB /IN
15.04	18.00	28.00	6.70E-02	2.50E+01	0.88	0.50	1.08E+03

Y IN	P LBS/IN
0.000	0.000
0.010	45.135
0.020	90.270
0.038	171.513

0.056	248.289
0.074	294.139
0.092	335.771
0.110	374.306
0.128	410.434
0.146	444.617
0.164	477.183
0.182	508.374
0.200	538.377
0.283	674.765
0.367	811.154
0.450	947.543
0.540	947.543

P-Multiplier = 1.000E+00 Y-Multiplier = 1.000E+00

AT THE EXCAVATION SIDE

DEPTH BELOW GS	DIAM	PHI	GAMMA AVG	KPY	A	B	PC
FT	IN		LBS/IN**3	LBS/IN**3			LB /IN
4.05	18.00	28.00	6.37E-02	2.50E+01	0.90	0.53	2.41E+02

Y	P
IN	LBS/IN
0.000	0.000
0.010	12.155
0.020	24.310
0.038	46.189
0.056	62.352
0.074	72.902
0.092	82.372
0.110	91.056
0.128	99.135
0.146	106.728
0.164	113.920
0.182	120.773
0.200	127.333
0.283	157.093
0.367	186.852
0.450	216.612
0.540	216.612

P-Multiplier = 1.000E+00 Y-Multiplier = 1.000E+00

AT THE BACKFILL SIDE

DEPTH BELOW GS	DIAM	PHI	GAMMA AVG	KPY	A	B	PC
FT	IN		LBS/IN**3	LBS/IN**3			LB /IN
16.05	18.00	28.00	6.68E-02	2.50E+01	0.88	0.50	1.14E+03

Y	P
IN	LBS/IN
0.000	0.000
0.010	48.155
0.020	96.310
0.038	182.989
0.056	262.094
0.074	310.493
0.092	354.440
0.110	395.117
0.128	433.254
0.146	469.338
0.164	503.714
0.182	536.640
0.200	568.310
0.283	712.282
0.367	856.254
0.450	1000.226
0.540	1000.226

P-Multiplier = 1.000E+00 Y-Multiplier = 1.000E+00

AT THE EXCAVATION SIDE

DEPTH BELOW GS	DIAM	PHI	GAMMA AVG	KPY	A	B	PC
FT	IN		LBS/IN**3	LBS/IN**3			LB /IN
4.07	18.00	28.00	6.36E-02	2.50E+01	0.90	0.53	2.42E+02

Y	P
IN	LBS/IN
0.000	0.000
0.010	10.920
0.020	21.839
0.038	41.494
0.056	61.149
0.074	73.019
0.092	82.517
0.110	91.230
0.128	99.336
0.146	106.955
0.164	114.173
0.182	121.050
0.200	127.636
0.283	157.508

0.367	187.379
0.450	217.251
0.540	217.251

P-Multiplier = 1.000E+00 Y-Multiplier = 1.000E+00

AT THE BACKFILL SIDE

DEPTH BELOW GS FT	DIAM IN	PHI	GAMMA AVG LBS/IN**3	KPY LBS/IN**3	A	B	PC LB /IN
16.07	18.00	28.00	6.68E-02	2.50E+01	0.88	0.50	1.14E+03

Y IN	P LBS/IN
0.000	0.000
0.010	46.920
0.020	93.839
0.038	178.294
0.056	262.279
0.074	310.712
0.092	354.689
0.110	395.396
0.128	433.560
0.146	469.669
0.164	504.069
0.182	537.018
0.200	568.711
0.283	712.784
0.367	856.858
0.450	1000.931
0.540	1000.931

P-Multiplier = 1.000E+00 Y-Multiplier = 1.000E+00

AT THE EXCAVATION SIDE

DEPTH BELOW GS FT	DIAM IN	PHI	GAMMA AVG LBS/IN**3	KPY LBS/IN**3	A	B	PC LB /IN
6.14	18.00	28.00	5.54E-02	2.50E+01	0.88	0.50	3.18E+02

Y IN	P LBS/IN
0.000	0.000
0.014	24.099
0.028	48.198
0.045	64.409

0.063	78.316
0.080	90.782
0.097	102.227
0.114	112.899
0.131	122.956
0.148	132.509
0.166	141.636
0.183	150.398
0.200	158.843
0.283	199.084
0.367	239.324
0.450	279.564
0.540	279.564

P-Multiplier = 1.000E+00 Y-Multiplier = 1.000E+00

AT THE BACKFILL SIDE

DEPTH BELOW GS FT	DIAM IN	PHI	GAMMA AVG LBS/IN**3	KPY LBS/IN**3	A	B	PC LB /IN
18.14	18.00	28.00	6.36E-02	2.50E+01	0.88	0.50	1.21E+03

Y IN	P LBS/IN
0.000	0.000
0.010	53.135
0.020	106.269
0.038	201.911
0.056	279.788
0.074	331.454
0.092	378.367
0.110	421.791
0.128	462.502
0.146	501.022
0.164	537.719
0.182	572.867
0.200	606.676
0.283	760.367
0.367	914.058
0.450	1067.749
0.540	1067.749

P-Multiplier = 1.000E+00 Y-Multiplier = 1.000E+00

AT THE EXCAVATION SIDE

DEPTH BELOW GS	DIAM	PHI	GAMMA AVG	KPY	A	B	PC
FT	IN		LBS/IN**3	LBS/IN**3			LB /IN
8.22	18.00	28.00	5.13E-02	2.50E+01	0.88	0.50	3.94E+02

Y	P
IN	LBS/IN
0.000	0.000
0.011	25.770
0.022	51.539
0.040	73.854
0.058	92.442
0.075	108.872
0.093	123.835
0.111	137.711
0.129	150.738
0.147	163.076
0.164	174.839
0.182	186.112
0.200	196.961
0.283	246.858
0.367	296.754
0.450	346.651
0.540	346.651

P-Multiplier = 1.000E+00 Y-Multiplier = 1.000E+00

AT THE BACKFILL SIDE

DEPTH BELOW GS	DIAM	PHI	GAMMA AVG	KPY	A	B	PC
FT	IN		LBS/IN**3	LBS/IN**3			LB /IN
20.22	18.00	28.00	6.11E-02	2.50E+01	0.88	0.50	1.29E+03

Y	P
IN	LBS/IN
0.000	0.000
0.010	59.375
0.020	118.749
0.038	225.623
0.056	297.367
0.074	352.279
0.092	402.140
0.110	448.292
0.128	491.561
0.146	532.501
0.164	571.504
0.182	608.860
0.200	644.793
0.283	808.141

0.367	971.488
0.450	1134.836
0.540	1134.836

P-Multiplier = 1.000E+00 Y-Multiplier = 1.000E+00

AT THE EXCAVATION SIDE

DEPTH BELOW GS FT	DIAM IN	PHI	GAMMA AVG LBS/IN**3	KPY LBS/IN**3	A	B	PC LB /IN
10.30	18.00	28.00	4.89E-02	2.50E+01	0.88	0.50	4.70E+02

Y IN	P LBS/IN
0.000	0.000
0.009	28.036
0.019	56.073
0.037	84.323
0.055	107.407
0.073	127.645
0.091	145.991
0.109	162.956
0.128	178.850
0.146	193.880
0.164	208.194
0.182	221.899
0.200	235.078
0.283	294.631
0.367	354.185
0.450	413.738
0.540	413.738

P-Multiplier = 1.000E+00 Y-Multiplier = 1.000E+00

AT THE BACKFILL SIDE

DEPTH BELOW GS FT	DIAM IN	PHI	GAMMA AVG LBS/IN**3	KPY LBS/IN**3	A	B	PC LB /IN
22.30	18.00	28.00	5.91E-02	2.50E+01	0.88	0.50	1.37E+03

Y IN	P LBS/IN
0.000	0.000
0.019	123.983
0.038	247.966
0.054	308.100

0.070	361.439
0.086	410.112
0.103	455.310
0.119	497.781
0.135	538.032
0.151	576.428
0.168	613.240
0.184	648.679
0.200	682.910
0.283	855.914
0.367	1028.918
0.450	1201.922
0.540	1201.922

P-Multiplier = 1.000E+00 Y-Multiplier = 1.000E+00

AT THE EXCAVATION SIDE

DEPTH BELOW GS FT	DIAM IN	PHI	GAMMA AVG LBS/IN**3	KPY LBS/IN**3	A	B	PC LB /IN
12.37	18.00	28.00	4.72E-02	2.50E+01	0.88	0.50	5.46E+02

Y IN	P LBS/IN
0.000	0.000
0.009	30.568
0.017	61.135
0.035	95.208
0.054	122.683
0.072	146.642
0.090	168.299
0.109	188.288
0.127	206.992
0.145	224.664
0.163	241.481
0.182	257.574
0.200	273.043
0.283	342.214
0.367	411.385
0.450	480.556
0.540	480.556

P-Multiplier = 1.000E+00 Y-Multiplier = 1.000E+00

AT THE BACKFILL SIDE

DEPTH BELOW GS	DIAM	PHI	GAMMA AVG	KPY	A	B	PC
FT	IN		LBS/IN**3	LBS/IN**3			LB /IN
24.37	18.00	28.00	5.74E-02	2.50E+01	0.88	0.50	1.44E+03

Y	P
IN	LBS/IN
0.000	0.000
0.017	123.692
0.034	247.384
0.051	314.064
0.068	372.611
0.084	425.732
0.101	474.878
0.117	520.940
0.134	564.511
0.150	606.012
0.167	645.756
0.183	683.981
0.200	720.875
0.283	903.497
0.367	1086.119
0.450	1268.740
0.540	1268.740

P-Multiplier = 1.000E+00 Y-Multiplier = 1.000E+00

AT THE EXCAVATION SIDE

KPY	DEPTH BELOW GS	DIAM	C	CAVG	GAMMA AVG	E50
	FT	IN	LBS/IN**2	LBS/IN**2	LBS/IN**3	
LBS/IN**3	12.39	18.000	1.04E+01	1.04E+01	4.72E-02	1.0000E-02
3.50000E+02						

Y	P
IN	LBS/IN
0.000	0.000
0.036	137.318
0.072	194.197
0.108	226.247
0.144	247.058
0.180	261.273
0.216	270.768
0.252	276.616
0.288	279.511
0.324	279.933
0.360	278.234

0.396	274.684
0.432	269.492
0.720	194.390
1.008	119.178
1.296	43.966
10.800	43.966

P-Multiplier = 1.000E+00 Y-Multiplier = 1.000E+00

AT THE BACKFILL SIDE

KPY	DEPTH BELOW GS	DIAM	C	CAVG	GAMMA AVG	E50
	FT	IN	LBS/IN**2	LBS/IN**2	LBS/IN**3	
LBS/IN**3	24.39	18.000	1.04E+01	1.04E+01	5.74E-02	1.0000E-02
3.50000E+02						

Y	P
IN	LBS/IN
0.000	0.000
0.036	194.030
0.072	274.400
0.108	319.686
0.144	349.093
0.180	369.178
0.216	382.594
0.252	390.858
0.288	394.948
0.324	395.544
0.360	393.144
0.396	388.127
0.432	380.791
0.720	274.673
1.008	168.398
1.296	62.123
10.800	62.123

P-Multiplier = 1.000E+00 Y-Multiplier = 1.000E+00

AT THE EXCAVATION SIDE

KPY	DEPTH BELOW GS	DIAM	C	CAVG	GAMMA AVG	E50
	FT	IN	LBS/IN**2	LBS/IN**2	LBS/IN**3	
LBS/IN**3						

14.88 18.000 1.04E+01 1.04E+01 4.74E-02 1.0000E-02
 3.50000E+02

Y	P
IN	LBS/IN
0.000	0.000
0.036	144.380
0.072	204.184
0.108	237.882
0.144	259.764
0.180	274.709
0.216	284.693
0.252	290.842
0.288	293.885
0.324	294.329
0.360	292.543
0.396	288.810
0.432	283.351
0.720	204.387
1.008	125.307
1.296	46.227
10.800	46.227

P-Multiplier = 1.000E+00 Y-Multiplier = 1.000E+00

AT THE BACKFILL SIDE

KPY DEPTH BELOW GS DIAM C CAVG GAMMA AVG E50
 FT IN LBS/IN**2 LBS/IN**2 LBS/IN**3
 LBS/IN**3
 26.88 18.000 1.04E+01 1.22E+01 5.65E-02 1.0000E-02
 3.50000E+02

Y	P
IN	LBS/IN
0.000	0.000
0.036	201.092
0.072	284.387
0.108	331.321
0.144	361.798
0.180	382.614
0.216	396.519
0.252	405.084
0.288	409.322
0.324	409.940
0.360	407.453
0.396	402.253

0.432	394.650
0.720	284.670
1.008	174.527
1.296	64.384
10.800	64.384

P-Multiplier = 1.000E+00 Y-Multiplier = 1.000E+00

AT THE EXCAVATION SIDE

KPY	DEPTH BELOW GS	DIAM	C	CAVG	GAMMA AVG	E50
	FT	IN	LBS/IN**2	LBS/IN**2	LBS/IN**3	
LBS/IN**3	17.38	18.000	1.04E+01	4.07E+01	4.74E-02	1.0000E-02
3.50000E+02						

Y	P
IN	LBS/IN
0.000	0.000
0.036	151.465
0.072	214.205
0.108	249.556
0.144	272.512
0.180	288.191
0.216	298.664
0.252	305.115
0.288	308.308
0.324	308.773
0.360	306.900
0.396	302.983
0.432	297.256
0.720	214.417
1.008	131.456
1.296	48.495
10.800	48.495

P-Multiplier = 1.000E+00 Y-Multiplier = 1.000E+00

AT THE BACKFILL SIDE

KPY	DEPTH BELOW GS	DIAM	C	CAVG	GAMMA AVG	E50
	FT	IN	LBS/IN**2	LBS/IN**2	LBS/IN**3	
LBS/IN**3	29.38	18.000	1.04E+01	2.08E+01	5.58E-02	1.0000E-02

3.50000E+02

Y	P
IN	LBS/IN
0.000	0.000
0.036	208.177
0.072	294.407
0.108	342.995
0.144	374.546
0.180	396.095
0.216	410.490
0.252	419.357
0.288	423.745
0.324	424.384
0.360	421.809
0.396	416.427
0.432	408.555
0.720	294.700
1.008	180.676
1.296	66.653
10.800	66.653

P-Multiplier = 1.000E+00 Y-Multiplier = 1.000E+00

AT THE EXCAVATION SIDE

KPY	DEPTH BELOW GS	DIAM	C	CAVG	GAMMA AVG	E50
	FT	IN	LBS/IN**2	LBS/IN**2	LBS/IN**3	
LBS/IN**3	19.88	18.000	1.04E+01	5.07E+01	4.75E-02	1.0000E-02
3.50000E+02						

Y	P
IN	LBS/IN
0.000	0.000
0.036	158.551
0.072	224.225
0.108	261.230
0.144	285.260
0.180	301.672
0.216	312.635
0.252	319.388
0.288	322.730
0.324	323.217
0.360	321.256
0.396	317.157
0.432	311.162

0.720	224.448
1.008	137.606
1.296	50.764
10.800	50.764

P-Multiplier = 1.000E+00 Y-Multiplier = 1.000E+00

AT THE BACKFILL SIDE

KPY	DEPTH BELOW GS	DIAM	C	CAVG	GAMMA AVG	E50
	FT	IN	LBS/IN**2	LBS/IN**2	LBS/IN**3	
LBS/IN**3	31.88	18.000	1.04E+01	2.72E+01	5.52E-02	1.0000E-02
3.50000E+02						

Y	P
IN	LBS/IN
0.000	0.000
0.036	215.263
0.072	304.428
0.108	354.670
0.144	387.294
0.180	409.577
0.216	424.461
0.252	433.630
0.288	438.167
0.324	438.829
0.360	436.166
0.396	430.600
0.432	422.461
0.720	304.730
1.008	186.826
1.296	68.922
10.800	68.922

P-Multiplier = 1.000E+00 Y-Multiplier = 1.000E+00

AT THE EXCAVATION SIDE

KPY	DEPTH BELOW GS	DIAM	C	CAVG	GAMMA AVG	E50
	FT	IN	LBS/IN**2	LBS/IN**2	LBS/IN**3	
LBS/IN**3	22.37	18.000	1.04E+01	5.58E+01	4.75E-02	1.0000E-02
3.50000E+02						

Y	P
IN	LBS/IN
0.000	0.000
0.036	165.613
0.072	234.212
0.108	272.866
0.144	297.965
0.180	315.109
0.216	326.560
0.252	333.614
0.288	337.105
0.324	337.614
0.360	335.565
0.396	331.283
0.432	325.021
0.720	234.445
1.008	143.735
1.296	53.025
10.800	53.025

P-Multiplier = 1.000E+00 Y-Multiplier = 1.000E+00

AT THE BACKFILL SIDE

KPY	DEPTH BELOW GS	DIAM	C	CAVG	GAMMA AVG	E50
	FT	IN	LBS/IN**2	LBS/IN**2	LBS/IN**3	
LBS/IN**3	34.37	18.000	1.04E+01	3.22E+01	5.46E-02	1.0000E-02
3.50000E+02						

Y	P
IN	LBS/IN
0.000	0.000
0.036	222.325
0.072	314.415
0.108	366.305
0.144	400.000
0.180	423.013
0.216	438.386
0.252	447.855
0.288	452.542
0.324	453.225
0.360	450.475
0.396	444.726
0.432	436.320
0.720	314.727

1.008	192.955
1.296	71.183
10.800	71.183

P-Multiplier = 1.000E+00 Y-Multiplier = 1.000E+00

AT THE EXCAVATION SIDE

KPY	DEPTH BELOW GS	DIAM	C	CAVG	GAMMA AVG	E50
	FT	IN	LBS/IN**2	LBS/IN**2	LBS/IN**3	
LBS/IN**3	22.39	18.000	3.12E+01	3.12E+01	4.75E-02	4.0000E-03
1.50000E+03						

Y	P
IN	LBS/IN
0.000	0.000
0.014	371.056
0.029	524.752
0.043	611.356
0.058	667.592
0.072	706.002
0.086	731.659
0.101	747.463
0.115	755.284
0.130	756.424
0.144	751.835
0.158	742.241
0.173	728.210
0.288	525.274
0.403	322.038
0.518	118.803
4.320	118.803

P-Multiplier = 1.000E+00 Y-Multiplier = 1.000E+00

AT THE BACKFILL SIDE

KPY	DEPTH BELOW GS	DIAM	C	CAVG	GAMMA AVG	E50
	FT	IN	LBS/IN**2	LBS/IN**2	LBS/IN**3	
LBS/IN**3	34.39	18.000	3.12E+01	3.12E+01	5.46E-02	4.0000E-03
1.50000E+03						

Y	P
IN	LBS/IN
0.000	0.000
0.014	427.768
0.029	604.955
0.043	704.795
0.058	769.626
0.072	813.907
0.086	843.485
0.101	861.704
0.115	870.721
0.130	872.035
0.144	866.744
0.158	855.684
0.173	839.510
0.288	605.556
0.403	371.258
0.518	136.960
4.320	136.960

P-Multiplier = 1.000E+00 Y-Multiplier = 1.000E+00

AT THE EXCAVATION SIDE

KPY	DEPTH BELOW GS	DIAM	C	CAVG	GAMMA AVG	E50
	FT	IN	LBS/IN**2	LBS/IN**2	LBS/IN**3	
LBS/IN**3	22.96	18.000	3.12E+01	3.12E+01	4.76E-02	4.0000E-03
1.50000E+03						

Y	P
IN	LBS/IN
0.000	0.000
0.014	372.690
0.029	527.064
0.043	614.049
0.058	670.533
0.072	709.112
0.086	734.882
0.101	750.755
0.115	758.611
0.130	759.756
0.144	755.146
0.158	745.510
0.173	731.418
0.288	527.588
0.403	323.457

0.518	119.326
4.320	119.326

P-Multiplier = 1.000E+00 Y-Multiplier = 1.000E+00

AT THE BACKFILL SIDE

KPY	DEPTH BELOW GS	DIAM	C	CAVG	GAMMA AVG	E50
	FT	IN	LBS/IN**2	LBS/IN**2	LBS/IN**3	
LBS/IN**3	34.96	18.000	3.12E+01	3.27E+01	5.45E-02	4.0000E-03
1.50000E+03						

Y	P
IN	LBS/IN
0.000	0.000
0.014	429.402
0.029	607.267
0.043	707.488
0.058	772.567
0.072	817.016
0.086	846.708
0.101	864.997
0.115	874.048
0.130	875.367
0.144	870.056
0.158	858.953
0.173	842.717
0.288	607.870
0.403	372.677
0.518	137.483
4.320	137.483

P-Multiplier = 1.000E+00 Y-Multiplier = 1.000E+00

AT THE EXCAVATION SIDE

KPY	DEPTH BELOW GS	DIAM	C	CAVG	GAMMA AVG	E50
	FT	IN	LBS/IN**2	LBS/IN**2	LBS/IN**3	
LBS/IN**3	23.55	18.000	3.12E+01	3.70E+02	4.76E-02	4.0000E-03
1.50000E+03						

Y	P
---	---

IN	LBS/IN
0.000	0.000
0.014	374.348
0.029	529.409
0.043	616.781
0.058	673.516
0.072	712.266
0.086	738.151
0.101	754.095
0.115	761.986
0.130	763.136
0.144	758.506
0.158	748.827
0.173	734.672
0.288	529.935
0.403	324.896
0.518	119.857
4.320	119.857

P-Multiplier = 1.000E+00 Y-Multiplier = 1.000E+00

AT THE BACKFILL SIDE

KPY	DEPTH BELOW GS	DIAM	C	CAVG	GAMMA AVG	E50
	FT	IN	LBS/IN**2	LBS/IN**2	LBS/IN**3	
LBS/IN**3	35.55	18.000	3.12E+01	6.25E+01	5.44E-02	4.0000E-03
1.50000E+03						

Y	P
IN	LBS/IN
0.000	0.000
0.014	431.060
0.029	609.611
0.043	710.220
0.058	775.550
0.072	820.171
0.086	849.977
0.101	868.337
0.115	877.423
0.130	878.747
0.144	873.415
0.158	862.270
0.173	845.971
0.288	610.217
0.403	374.116
0.518	138.014

4.320 138.014

P-Multiplier = 1.000E+00 Y-Multiplier = 1.000E+00

AT THE EXCAVATION SIDE

KPY	DEPTH BELOW GS	DIAM	C	CAVG	GAMMA AVG	E50
	FT	IN	LBS/IN**2	LBS/IN**2	LBS/IN**3	
LBS/IN**3	24.14	18.000	3.12E+01	4.81E+02	4.76E-02	4.0000E-03
1.50000E+03						

Y	P
IN	LBS/IN
0.000	0.000
0.014	376.006
0.029	531.753
0.043	619.512
0.058	676.499
0.072	715.421
0.086	741.420
0.101	757.435
0.115	765.361
0.130	766.516
0.144	761.865
0.158	752.143
0.173	737.926
0.288	532.282
0.403	326.335
0.518	120.388
4.320	120.388

P-Multiplier = 1.000E+00 Y-Multiplier = 1.000E+00

AT THE BACKFILL SIDE

KPY	DEPTH BELOW GS	DIAM	C	CAVG	GAMMA AVG	E50
	FT	IN	LBS/IN**2	LBS/IN**2	LBS/IN**3	
LBS/IN**3	36.13	18.000	3.12E+01	8.98E+01	5.43E-02	4.0000E-03
1.50000E+03						

Y	P
IN	LBS/IN

0.000	0.000
0.014	432.718
0.029	611.956
0.043	712.952
0.058	778.533
0.072	823.326
0.086	853.246
0.101	871.677
0.115	880.798
0.130	882.127
0.144	876.775
0.158	865.587
0.173	849.225
0.288	612.564
0.403	375.555
0.518	138.545
4.320	138.545

P-Multiplier = 1.000E+00 Y-Multiplier = 1.000E+00

AT THE EXCAVATION SIDE

KPY	DEPTH BELOW GS	DIAM	C	CAVG	GAMMA AVG	E50
	FT	IN	LBS/IN**2	LBS/IN**2	LBS/IN**3	
LBS/IN**3	24.71	18.000	3.12E+01	5.39E+02	4.76E-02	4.0000E-03
1.50000E+03						

Y	P
IN	LBS/IN
0.000	0.000
0.014	377.641
0.029	534.065
0.043	622.205
0.058	679.439
0.072	718.531
0.086	744.643
0.101	760.727
0.115	768.688
0.130	769.848
0.144	765.177
0.158	755.412
0.173	741.133
0.288	534.596
0.403	327.753
0.518	120.911
4.320	120.911

P-Multiplier = 1.000E+00 Y-Multiplier = 1.000E+00

AT THE BACKFILL SIDE

DEPTH	BELOW GS	DIAM	C	CAVG	GAMMA	AVG	E50
KPY							
	FT	IN	LBS/IN**2	LBS/IN**2	LBS/IN**3		
LBS/IN**3							
	36.71	18.000	3.12E+01	1.15E+02	5.42E-02		4.0000E-03
1.5000E+03							

Y	P
IN	LBS/IN
0.000	0.000
0.014	434.353
0.029	614.267
0.043	715.644
0.058	781.474
0.072	826.435
0.086	856.469
0.101	874.969
0.115	884.125
0.130	885.459
0.144	880.086
0.158	868.856
0.173	852.432
0.288	614.878
0.403	376.973
0.518	139.068
4.320	139.068

P-Multiplier = 1.000E+00 Y-Multiplier = 1.000E+00

New Wall

RESULTS

NUMBER OF ITERATIONS : 7

***** ANALYSIS COMPLETED *****

STA I	X	DEFL.	SLOPE	MOMENT	SHEAR	SOIL_REACT
NET_FORCE/STA	EI					
	FT	IN	RAD	LBS-IN	LBS	LBS/IN
LBS	LBS-IN**2					

-----	-----					
0	0.000E+00	3.215E+00	-1.508E-02	-1.907E-07	-4.414E-08	0.000E+00
0.000E+00	8.013E+09					
1	3.600E-01	3.150E+00	-1.508E-02	-3.813E-07	3.355E+01	0.000E+00
6.710E+01	8.013E+09					
2	7.200E-01	3.085E+00	-1.508E-02	2.899E+02	1.057E+02	0.000E+00
7.727E+01	8.013E+09					
3	1.080E+00	3.020E+00	-1.507E-02	9.135E+02	1.881E+02	0.000E+00
8.743E+01	8.013E+09					
4	1.440E+00	2.955E+00	-1.507E-02	1.915E+03	2.806E+02	0.000E+00
9.760E+01	8.013E+09					
5	1.800E+00	2.890E+00	-1.507E-02	3.338E+03	3.833E+02	0.000E+00
1.078E+02	8.013E+09					
6	2.160E+00	2.825E+00	-1.507E-02	5.226E+03	4.961E+02	0.000E+00
1.179E+02	8.013E+09					
7	2.520E+00	2.760E+00	-1.507E-02	7.624E+03	6.191E+02	0.000E+00
1.281E+02	8.013E+09					
8	2.880E+00	2.695E+00	-1.506E-02	1.058E+04	7.523E+02	0.000E+00
1.383E+02	8.013E+09					
9	3.240E+00	2.629E+00	-1.506E-02	1.412E+04	8.957E+02	0.000E+00
1.484E+02	8.013E+09					
10	3.600E+00	2.564E+00	-1.505E-02	1.831E+04	1.049E+03	0.000E+00
1.586E+02	8.013E+09					
11	3.960E+00	2.499E+00	-1.504E-02	2.319E+04	1.213E+03	0.000E+00
1.688E+02	8.013E+09					
12	4.320E+00	2.435E+00	-1.502E-02	2.879E+04	1.387E+03	0.000E+00
1.789E+02	8.013E+09					
13	4.680E+00	2.370E+00	-1.500E-02	3.517E+04	1.571E+03	0.000E+00
1.891E+02	8.013E+09					
14	5.040E+00	2.305E+00	-1.498E-02	4.236E+04	1.765E+03	0.000E+00
1.993E+02	8.013E+09					
15	5.400E+00	2.240E+00	-1.496E-02	5.042E+04	1.969E+03	0.000E+00
2.094E+02	8.013E+09					
16	5.760E+00	2.176E+00	-1.493E-02	5.938E+04	2.184E+03	0.000E+00
2.196E+02	8.013E+09					
17	6.120E+00	2.111E+00	-1.489E-02	6.929E+04	2.408E+03	0.000E+00
2.298E+02	8.013E+09					
18	6.480E+00	2.047E+00	-1.485E-02	8.019E+04	2.643E+03	0.000E+00
2.390E+02	8.013E+09					
19	6.840E+00	1.983E+00	-1.481E-02	9.212E+04	2.886E+03	0.000E+00
2.480E+02	8.013E+09					
20	7.200E+00	1.919E+00	-1.475E-02	1.051E+05	3.139E+03	0.000E+00
2.570E+02	8.013E+09					
21	7.560E+00	1.855E+00	-1.469E-02	1.192E+05	3.400E+03	0.000E+00
2.661E+02	8.013E+09					
22	7.920E+00	1.792E+00	-1.463E-02	1.345E+05	3.671E+03	0.000E+00
2.751E+02	8.013E+09					
23	8.280E+00	1.729E+00	-1.455E-02	1.510E+05	3.950E+03	0.000E+00
2.841E+02	8.013E+09					
24	8.640E+00	1.666E+00	-1.446E-02	1.686E+05	4.239E+03	0.000E+00

2.931E+02	8.013E+09						
25	9.000E+00	1.604E+00	-1.437E-02	1.876E+05	4.537E+03	0.000E+00	
3.021E+02	8.013E+09						
26	9.360E+00	1.542E+00	-1.426E-02	2.078E+05	4.843E+03	0.000E+00	
3.111E+02	8.013E+09						
27	9.720E+00	1.481E+00	-1.414E-02	2.294E+05	5.159E+03	0.000E+00	
3.202E+02	8.013E+09						
28	1.008E+01	1.420E+00	-1.401E-02	2.524E+05	5.484E+03	0.000E+00	
3.292E+02	8.013E+09						
29	1.044E+01	1.360E+00	-1.387E-02	2.768E+05	5.817E+03	0.000E+00	
3.382E+02	8.013E+09						
30	1.080E+01	1.300E+00	-1.371E-02	3.027E+05	6.160E+03	0.000E+00	
3.472E+02	8.013E+09						
31	1.116E+01	1.241E+00	-1.354E-02	3.300E+05	6.512E+03	0.000E+00	
3.562E+02	8.013E+09						
32	1.152E+01	1.183E+00	-1.336E-02	3.589E+05	6.873E+03	0.000E+00	
3.653E+02	8.013E+09						
33	1.188E+01	1.126E+00	-1.315E-02	3.894E+05	7.241E+03	-7.000E-01	
3.713E+02	8.013E+09						
34	1.224E+01	1.070E+00	-1.294E-02	4.215E+05	7.495E+03	-4.317E+01	
1.365E+02	8.013E+09						
35	1.260E+01	1.014E+00	-1.270E-02	4.542E+05	7.541E+03	-8.493E+01	
-4.394E+01	8.013E+09						
36	1.296E+01	9.599E-01	-1.245E-02	4.866E+05	7.407E+03	-1.267E+02	
-2.244E+02	8.013E+09						
37	1.332E+01	9.067E-01	-1.218E-02	5.182E+05	7.146E+03	-1.434E+02	
-2.967E+02	8.013E+09						
38	1.368E+01	8.547E-01	-1.189E-02	5.484E+05	6.813E+03	-1.602E+02	
-3.689E+02	8.013E+09						
39	1.404E+01	8.039E-01	-1.158E-02	5.770E+05	6.408E+03	-1.769E+02	
-4.412E+02	8.013E+09						
40	1.440E+01	7.546E-01	-1.127E-02	6.038E+05	5.957E+03	-1.815E+02	
-4.611E+02	8.013E+09						
41	1.476E+01	7.066E-01	-1.093E-02	6.285E+05	5.486E+03	-1.861E+02	
-4.810E+02	8.013E+09						
42	1.512E+01	6.601E-01	-1.059E-02	6.512E+05	4.995E+03	-1.907E+02	
-5.008E+02	8.013E+09						
43	1.548E+01	6.151E-01	-1.023E-02	6.717E+05	4.476E+03	-1.993E+02	
-5.381E+02	8.013E+09						
44	1.584E+01	5.717E-01	-9.866E-03	6.898E+05	3.919E+03	-2.080E+02	
-5.754E+02	8.013E+09						
45	1.620E+01	5.299E-01	-9.490E-03	7.055E+05	3.325E+03	-2.166E+02	
-6.127E+02	8.013E+09						
46	1.656E+01	4.897E-01	-9.106E-03	7.186E+05	2.685E+03	-2.292E+02	
-6.672E+02	8.013E+09						
47	1.692E+01	4.512E-01	-8.716E-03	7.287E+05	1.991E+03	-2.418E+02	
-7.216E+02	8.013E+09						
48	1.728E+01	4.144E-01	-8.321E-03	7.358E+05	1.275E+03	-2.390E+02	
-7.094E+02	8.013E+09						
49	1.764E+01	3.793E-01	-7.923E-03	7.397E+05	5.751E+02	-2.346E+02	

-6.905E+02	8.013E+09					
50	1.800E+01	3.459E-01	-7.524E-03	7.407E+05	-1.039E+02	-2.293E+02
-6.675E+02	8.013E+09					
51	1.836E+01	3.143E-01	-7.125E-03	7.388E+05	-7.570E+02	-2.226E+02
-6.387E+02	8.013E+09					
52	1.872E+01	2.844E-01	-6.728E-03	7.342E+05	-1.381E+03	-2.156E+02
-6.084E+02	8.013E+09					
53	1.908E+01	2.562E-01	-6.334E-03	7.269E+05	-1.973E+03	-2.083E+02
-5.769E+02	8.013E+09					
54	1.944E+01	2.296E-01	-5.945E-03	7.171E+05	-2.534E+03	-2.009E+02
-5.448E+02	8.013E+09					
55	1.980E+01	2.048E-01	-5.562E-03	7.050E+05	-3.063E+03	-1.934E+02
-5.126E+02	8.013E+09					
56	2.016E+01	1.816E-01	-5.185E-03	6.907E+05	-3.559E+03	-1.857E+02
-4.793E+02	8.013E+09					
57	2.052E+01	1.600E-01	-4.817E-03	6.743E+05	-4.020E+03	-1.775E+02
-4.436E+02	8.013E+09					
58	2.088E+01	1.400E-01	-4.459E-03	6.559E+05	-4.445E+03	-1.687E+02
-4.058E+02	8.013E+09					
59	2.124E+01	1.215E-01	-4.111E-03	6.359E+05	-4.831E+03	-1.594E+02
-3.658E+02	8.013E+09					
60	2.160E+01	1.045E-01	-3.774E-03	6.142E+05	-5.175E+03	-1.497E+02
-3.238E+02	8.013E+09					
61	2.196E+01	8.887E-02	-3.449E-03	5.911E+05	-5.477E+03	-1.396E+02
-2.800E+02	8.013E+09					
62	2.232E+01	7.466E-02	-3.136E-03	5.669E+05	-5.735E+03	-1.290E+02
-2.344E+02	8.013E+09					
63	2.268E+01	6.177E-02	-2.838E-03	5.416E+05	-5.945E+03	-1.179E+02
-1.862E+02	8.013E+09					
64	2.304E+01	5.014E-02	-2.553E-03	5.155E+05	-6.106E+03	-1.065E+02
-1.370E+02	8.013E+09					
65	2.340E+01	3.971E-02	-2.282E-03	4.888E+05	-6.218E+03	-9.474E+01
-8.629E+01	8.013E+09					
66	2.376E+01	3.042E-02	-2.026E-03	4.618E+05	-6.277E+03	-8.201E+01
-3.132E+01	8.013E+09					
67	2.412E+01	2.221E-02	-1.784E-03	4.346E+05	-6.280E+03	-6.914E+01
2.430E+01	8.013E+09					
68	2.448E+01	1.501E-02	-1.557E-03	4.075E+05	-6.385E+03	-5.379E+01
-2.324E+02	8.013E+09					
69	2.484E+01	8.758E-03	-1.345E-03	3.794E+05	-6.570E+03	-3.192E+01
-1.379E+02	8.013E+09					
70	2.520E+01	3.390E-03	-1.148E-03	3.508E+05	-6.666E+03	-1.256E+01
-5.427E+01	8.013E+09					
71	2.556E+01	-1.161E-03	-9.667E-04	3.219E+05	-6.677E+03	7.544E+00
3.259E+01	8.013E+09					
72	2.592E+01	-4.962E-03	-8.009E-04	2.931E+05	-6.593E+03	3.112E+01
1.344E+02	8.013E+09					
73	2.628E+01	-8.081E-03	-6.505E-04	2.649E+05	-6.420E+03	4.883E+01
2.109E+02	8.013E+09					
74	2.664E+01	-1.058E-02	-5.151E-04	2.376E+05	-6.182E+03	6.153E+01

2.658E+02	8.013E+09					
75	2.700E+01	-1.253E-02	-3.940E-04	2.115E+05	-5.898E+03	7.000E+01
3.024E+02	8.013E+09					
76	2.736E+01	-1.399E-02	-2.867E-04	1.866E+05	-5.577E+03	7.853E+01
3.392E+02	8.013E+09					
77	2.772E+01	-1.501E-02	-1.923E-04	1.633E+05	-5.225E+03	8.468E+01
3.658E+02	8.013E+09					
78	2.808E+01	-1.565E-02	-1.102E-04	1.415E+05	-4.850E+03	8.874E+01
3.834E+02	8.013E+09					
79	2.844E+01	-1.596E-02	-3.932E-05	1.214E+05	-4.462E+03	9.095E+01
3.929E+02	8.013E+09					
80	2.880E+01	-1.599E-02	2.116E-05	1.030E+05	-4.068E+03	9.157E+01
3.956E+02	8.013E+09					
81	2.916E+01	-1.578E-02	7.216E-05	8.624E+04	-3.674E+03	9.080E+01
3.923E+02	8.013E+09					
82	2.952E+01	-1.536E-02	1.146E-04	7.122E+04	-3.286E+03	8.886E+01
3.839E+02	8.013E+09					
83	2.988E+01	-1.479E-02	1.494E-04	5.785E+04	-2.908E+03	8.593E+01
3.712E+02	8.013E+09					
84	3.024E+01	-1.407E-02	1.774E-04	4.609E+04	-2.545E+03	8.219E+01
3.551E+02	8.013E+09					
85	3.060E+01	-1.325E-02	1.995E-04	3.586E+04	-2.199E+03	7.777E+01
3.360E+02	8.013E+09					
86	3.096E+01	-1.235E-02	2.165E-04	2.709E+04	-1.874E+03	7.282E+01
3.146E+02	8.013E+09					
87	3.132E+01	-1.138E-02	2.291E-04	1.967E+04	-1.571E+03	6.744E+01
2.913E+02	8.013E+09					
88	3.168E+01	-1.037E-02	2.380E-04	1.351E+04	-1.292E+03	6.173E+01
2.667E+02	8.013E+09					
89	3.204E+01	-9.327E-03	2.440E-04	8.508E+03	-1.038E+03	5.578E+01
2.410E+02	8.013E+09					
90	3.240E+01	-8.263E-03	2.475E-04	4.543E+03	-8.105E+02	4.969E+01
2.146E+02	8.013E+09					
91	3.276E+01	-7.189E-03	2.491E-04	1.505E+03	-6.093E+02	4.346E+01
1.877E+02	8.013E+09					
92	3.312E+01	-6.111E-03	2.493E-04	-7.214E+02	-4.352E+02	3.714E+01
1.604E+02	8.013E+09					
93	3.348E+01	-5.034E-03	2.485E-04	-2.255E+03	-2.886E+02	3.076E+01
1.329E+02	8.013E+09					
94	3.384E+01	-3.963E-03	2.471E-04	-3.215E+03	-1.695E+02	2.435E+01
1.052E+02	8.013E+09					
95	3.420E+01	-2.900E-03	2.452E-04	-3.720E+03	-7.828E+01	1.791E+01
7.735E+01	8.013E+09					
96	3.456E+01	-1.845E-03	2.431E-04	-3.891E+03	7.878E+01	5.481E+01
2.368E+02	8.013E+09					
97	3.492E+01	-7.991E-04	2.413E-04	-3.039E+03	2.486E+02	2.383E+01
1.029E+02	8.013E+09					
98	3.528E+01	2.397E-04	2.400E-04	-1.743E+03	2.867E+02	-6.216E+00
-2.686E+01	8.013E+09					
99	3.564E+01	1.274E-03	2.394E-04	-5.623E+02	2.017E+02	-3.312E+01

-1.431E+02	8.013E+09						
100	3.600E+01	2.308E-03	2.392E-04	-1.862E-10	6.508E+01	-3.013E+01	
-1.302E+02	8.013E+09						

END OF ANALYSIS

=====

PYWALL for Windows, Version 2022.7.5

Serial Number : 447597562

A Program for the Analysis of
Flexible Retaining Walls
(c) Copyright ENSOFT, Inc., 1987-2022
All Rights Reserved

=====

This program is licensed to :

EMHT Inc.
New Albany, OH, USA

Path to file locations : J:\20230339\ODOT\07_D11 Bridge
St_Bowerston\120494\400-Engineering\Structures\SFN_3431790\EngData\17_Temp
Shoring\Stage 3 Design\PYWALL\
Name of input data file : Temp Shoring_FA.py7d
Name of output file : Temp Shoring_FA.py7o
Name of plot output file : Temp Shoring_FA.py7p

Time and Date of Analysis

Date: December 19, 2025 Time: 10:54:47

New Wall

* PROGRAM CONTROL PARAMETERS *

NO OF POINTS FOR SPECIFIED DEFLECTIONS AND SLOPES	=	0
NO OF WALL SECTIONS	=	1
NO OF CROSS SECTIONS	=	1
GENERATE EARTH PRESSURE INTERNALLY	=	1
GENERATE SOIL RESISTANCE (P-Y) CURVES INTERNALLY	=	1
NO OF P-Y MODIFICATION FACTORS FOR GEN. P-Y CURVES	=	0
NO OF USER-SPECIFIED SOIL RESISTANCE (P-Y) CURVES	=	0
NO OF TIE BACKS	=	0
NO OF STRUTS/RAKERS	=	0

HEIGHT OF WALL	=	36.000 FT
NUMBER OF INCREMENTS	=	100
INCREMENT LENGTH	=	4.320 IN
MAXIMUM ALLOWABLE DEFLECTION	=	100.000 IN
DEFLECTION CLOSURE TOLERANCE	=	1.000E-05 IN
MAXIMUM NUMBER OF ITERATIONS	=	100

* WALL SECTIONS *

SECT	TOP FT	BOTTOM FT	SECTION
1	0.00000	36.0000	1

* CROSS SECTIONS *

CROSS SECTION : 1
 SECTION NAME : PZ
 TYPE : ELASTIC
 CROSS SECTION TYPE : SHEET PILING
 SOURCE : USS
 SECTION NAME : 1
 WIDTH : 18.0000 IN
 DEPTH : 12.0000 IN
 WEB THICKNESS : 0.37500 IN
 YOUNG MODULUS : 2.90000E+07 LBS/IN**2

* CROSS SECTIONS PROPERTIES *

ELASTIC SECTIONS

SECT	DIAM, IN	I, IN**4
1	18.0000	276.300

* STIFFNESS AND LOAD DATA *

EI - FLEXURAL RIGIDITY, Q - TRANSVERSE LOAD,
 S - STIFFNESS OF TRANSVERSE RESISTANCE,
 T - TORQUE, P - AXIAL LOAD,
 R - STIFFNESS OF TORSIONAL RESISTANCE.

FROM	TO	CONTD	EI LBS-IN**2	Q LBS	S LBS/IN	T IN-LBS	R IN-LBS	P LBS
0	1		8.013E+09	0.000E+00	0.000E+00	0.000E+00	0.000E+00	0.000E+00
100	0		8.013E+09	0.000E+00	0.000E+00	0.000E+00	0.000E+00	0.000E+00

 * WALL INFORMATION *

FREE HEIGHT OF WALL = 1.200E+01 FT
 WIDTH FOR EARTH PRESSURE, WA = 1.800E+01 IN
 WIDTH FOR SOIL RESISTANCE, WP = 1.800E+01 IN
 DEPTH TO THE WATER TABLE AT BACKFILL = 1.606E+01 FT
 DEPTH TO THE WATER TABLE AT EXCAVATION = 1.606E+01 FT
 UNIT WEIGHT OF WATER = 3.600E-02 LBS/IN**3
 SLOPE OF THE BACKFILL (deg.) = 0.000E+00
 SLOPE OF THE EXCAVATION GROUND (deg.) = 0.000E+00
 MODIFICATION FOR ACTIVE EARTH PRESSURE = 1.500E+00

 * SURCHARGE INFORMATION *

UNIFORM SURFACE PRESSURE = 2.025E+00 LBS/IN**2

 * SOIL INFORMATION *

LAYER NO.	TOTAL THICKNESS FT	COHESION/ STRENGTH PSI	TOTAL UNIT			
			PHI DEG	WEIGHT PCI	DRAINED T OR F	ZTOP FT
1	6.2	5.2	0.0	0.072	T	0.00
2	5.8	0.0	28.0	0.064	T	6.19
3	4.1	0.0	28.0	0.064	T	12.00
4	8.3	0.0	28.0	0.075	T	16.06
5	10.0	10.4	0.0	0.084	F	24.38
6	5.6	31.2	0.0	0.084	F	34.38

* EFFECTIVE OVERBURDEN STRESS *

DEPTH FT	STRESS LBS/IN**2
0.000E+00	2.025E+00
6.190E+00	7.356E+00
1.200E+01	1.179E+01
1.606E+01	1.490E+01
2.438E+01	1.881E+01
3.438E+01	2.456E+01

* ACTIVE AND PASSIVE EARTH PRESSURE COEFFICIENT *

LAYER NO.	ACTIVE EARTH COEFFICIENT	PASSIVE EARTH(*) COEFFICIENT	OPTIONAL EARTH(**) COEFFICIENT
1	1.000E+00	1.000E+00	4.217E-01
2	3.610E-01	2.770E+00	4.217E-01
3	3.610E-01	2.770E+00	0.000E+00
4	3.610E-01	2.770E+00	0.000E+00
5	1.000E+00	1.000E+00	0.000E+00
6	1.000E+00	1.000E+00	0.000E+00

NOTES:

- (*) PASSIVE EARTH COEFFICIENT IS PRINTED ONLY FOR REFERENCE,
IT IS NOT USED FOR ANALYSIS
(**) OPTIONAL EARTH COEFFICIENT IS USED TO ESTIMATE ACTIVE PRESSURE
IF IT IS DIFFERENT THAN ZERO

* ACTIVE EARTH PRESSURE OF EACH LAYER *

LAYER NO	PA1 LBS/IN	Z1 FT	PA2 LBS/IN	Z2 FT	PA3 LBS/IN	Z3 FT	PA4 LBS/IN
1	95.18	3.10	125.23	4.13	0.00	-0.00	0.00
2	324.42	9.10	97.87	10.06	0.00	-0.00	0.00

* GENERATED TRIANGULAR-DISTRIBUTION EARTH PRESSURE

DEPTH FT	ACTIVE EARTH PRESSURE LBS/IN
-----	-----
0.00000E+00	2.30634E+01
5.01892E-01	2.79846E+01

1.00375E+00	3.29058E+01
1.50567E+00	3.78270E+01
2.00758E+00	4.27482E+01
2.50950E+00	4.76694E+01
3.01133E+00	5.25906E+01
3.51325E+00	5.75118E+01
4.01517E+00	6.24330E+01
4.51700E+00	6.73542E+01
5.01892E+00	7.22754E+01
5.52083E+00	7.71966E+01
6.02267E+00	8.21178E+01
6.52200E+00	8.66466E+01
7.02000E+00	9.09774E+01
7.51800E+00	9.53100E+01
8.01600E+00	9.96408E+01
8.51417E+00	1.03973E+02
9.01167E+00	1.08304E+02
9.51000E+00	1.12637E+02
1.00083E+01	1.16968E+02
1.05058E+01	1.21298E+02
1.10042E+01	1.25631E+02
1.15017E+01	1.29962E+02
1.20000E+01	1.34294E+02
1.24975E+01	1.14966E+02
1.29942E+01	1.14966E+02
1.34917E+01	1.14966E+02
1.39883E+01	1.14966E+02
1.44858E+01	1.14966E+02
1.49825E+01	1.14966E+02
1.54800E+01	1.14966E+02
1.59775E+01	1.14966E+02
1.64758E+01	1.14966E+02
1.69750E+01	1.14966E+02
1.74742E+01	1.14966E+02
1.79733E+01	1.14966E+02
1.84725E+01	1.14966E+02
1.89717E+01	1.14966E+02
1.94708E+01	1.14966E+02
1.99700E+01	1.14966E+02
2.04700E+01	1.14966E+02
2.09692E+01	1.14966E+02
2.14683E+01	1.14966E+02
2.19675E+01	1.14966E+02
2.24667E+01	1.14966E+02
2.29658E+01	1.14966E+02
2.34650E+01	1.14966E+02
2.39642E+01	1.14966E+02
2.44633E+01	5.31000E-09
2.49633E+01	5.41800E-09
2.54633E+01	5.52600E-09

2.59633E+01	5.63400E-09
2.64633E+01	5.74200E-09
2.69633E+01	5.85000E-09
2.74633E+01	5.95800E-09
2.79633E+01	6.06600E-09
2.84633E+01	6.17400E-09
2.89633E+01	6.28200E-09
2.94633E+01	6.39000E-09
2.99633E+01	6.49800E-09
3.04633E+01	6.60600E-09
3.09633E+01	6.71400E-09
3.14633E+01	6.82200E-09
3.19633E+01	6.93000E-09
3.24633E+01	7.03800E-09
3.29633E+01	7.14600E-09
3.34633E+01	7.25400E-09
3.39633E+01	7.36200E-09
3.44642E+01	7.47000E-09
3.49675E+01	7.57800E-09
3.54708E+01	7.68600E-09
3.59733E+01	7.79400E-09

 * SOIL LAYERS AND STRENGTH DATA *

X AT THE SURFACE OF EXCAVATION SIDE = 12.00 FT

4 LAYER(S) OF SOIL

LAYER 1
 THE SOIL IS A SAND

LAYER 2
 THE SOIL IS A SAND

LAYER 3
 THE SOIL IS A STIFF CLAY WITH FREE WATER

LAYER 4
 THE SOIL IS A STIFF CLAY WITH FREE WATER

DISTRIBUTION OF EFFECTIVE UNIT WEIGHT WITH DEPTH
 8 POINTS

X, FT	WEIGHT, LBS/IN**3
12.0000	6.3657E-02

16.0600	6.3657E-02
16.0600	3.9231E-02
24.3800	3.9231E-02
24.3800	4.7912E-02
34.3800	4.7912E-02
34.3800	4.7912E-02
40.0000	4.7912E-02

DISTRIBUTION OF STRENGTH PARAMETERS WITH DEPTH
8 POINTS

X, FT	C, LBS/IN**2	PHI, DEGREE	E50	KPY, LBS/IN**3
12.00	0.0000E+00	28.000	0.0000E+00	2.5000E+01
16.06	0.0000E+00	28.000	0.0000E+00	2.5000E+01
16.06	0.0000E+00	28.000	0.0000E+00	2.5000E+01
24.38	0.0000E+00	28.000	0.0000E+00	2.5000E+01
24.38	1.0417E+01	0.000	1.0000E-02	3.5000E+02
34.38	1.0417E+01	0.000	1.0000E-02	3.5000E+02
34.38	3.1250E+01	0.000	4.0000E-03	1.5000E+03
36.72	3.1250E+01	0.000	4.0000E-03	1.5000E+03

P-Y CURVES DATA

AT THE EXCAVATION SIDE

DEPTH BELOW GS FT	DIAM IN	PHI	GAMMA AVG LBS/IN**3	KPY LBS/IN**3	A	B	PC LB /IN
0.01	18.00	28.00	6.37E-02	2.50E+01	2.82	2.13	4.96E-01

Y IN	P LBS/IN
0.000	0.000
0.012	0.031
0.025	0.062
0.047	0.118
0.070	0.174
0.092	0.230
0.114	0.286
0.137	0.342
0.159	0.398
0.182	0.454
0.204	0.510
0.226	0.566
0.249	0.622
0.352	0.881

0.456	1.140
0.560	1.400
0.672	1.400

P-Multiplier = 1.000E+00 Y-Multiplier = 1.000E+00

AT THE BACKFILL SIDE

DEPTH BELOW GS FT	DIAM IN	PHI	GAMMA AVG LBS/IN**3	KPY LBS/IN**3	A	B	PC LB /IN
12.01	18.00	28.00	6.78E-02	2.50E+01	0.88	0.50	9.19E+02

Y IN	P LBS/IN
0.000	0.000
0.010	36.025
0.020	72.050
0.038	136.895
0.056	201.740
0.074	250.960
0.092	286.481
0.110	319.359
0.128	350.184
0.146	379.349
0.164	407.134
0.182	433.746
0.200	459.344
0.283	575.712
0.367	692.079
0.450	808.446
0.540	808.446

P-Multiplier = 1.000E+00 Y-Multiplier = 1.000E+00

AT THE EXCAVATION SIDE

DEPTH BELOW GS FT	DIAM IN	PHI	GAMMA AVG LBS/IN**3	KPY LBS/IN**3	A	B	PC LB /IN
1.01	18.00	28.00	6.37E-02	2.50E+01	2.10	1.53	6.04E+01

Y IN	P LBS/IN
0.000	0.000
0.010	3.045
0.020	6.090
0.038	11.571

0.056	17.052
0.074	22.533
0.092	28.014
0.110	33.495
0.128	38.976
0.146	44.457
0.164	49.938
0.182	55.419
0.200	60.900
0.283	86.275
0.367	111.650
0.450	126.732
0.540	126.732

P-Multiplier = 1.000E+00 Y-Multiplier = 1.000E+00

AT THE BACKFILL SIDE

DEPTH BELOW GS FT	DIAM IN	PHI	GAMMA AVG LBS/IN**3	KPY LBS/IN**3	A	B	PC LB /IN
13.02	18.00	28.00	6.75E-02	2.50E+01	0.88	0.50	9.79E+02

Y IN	P LBS/IN
0.000	0.000
0.010	39.045
0.020	78.090
0.038	148.371
0.056	218.652
0.074	267.314
0.092	305.149
0.110	340.170
0.128	373.004
0.146	404.069
0.164	433.665
0.182	462.012
0.200	489.278
0.283	613.228
0.367	737.179
0.450	861.129
0.540	861.129

P-Multiplier = 1.000E+00 Y-Multiplier = 1.000E+00

AT THE EXCAVATION SIDE

DEPTH BELOW GS	DIAM	PHI	GAMMA AVG	KPY	A	B	PC
FT	IN		LBS/IN**3	LBS/IN**3			LB /IN
2.03	18.00	28.00	6.37E-02	2.50E+01	1.47	1.04	1.21E+02

Y	P
IN	LBS/IN
0.000	0.000
0.010	6.090
0.020	12.180
0.038	23.142
0.056	34.104
0.074	45.066
0.092	56.028
0.110	66.990
0.128	77.952
0.146	88.914
0.164	99.876
0.182	110.838
0.200	121.800
0.283	142.545
0.367	159.704
0.450	176.864
0.540	176.864

P-Multiplier = 1.000E+00 Y-Multiplier = 1.000E+00

AT THE BACKFILL SIDE

DEPTH BELOW GS	DIAM	PHI	GAMMA AVG	KPY	A	B	PC
FT	IN		LBS/IN**3	LBS/IN**3			LB /IN
14.03	18.00	28.00	6.72E-02	2.50E+01	0.88	0.50	1.04E+03

Y	P
IN	LBS/IN
0.000	0.000
0.010	42.090
0.020	84.180
0.038	159.942
0.056	235.704
0.074	283.804
0.092	323.973
0.110	361.154
0.128	396.013
0.146	428.995
0.164	460.416
0.182	490.511
0.200	519.460
0.283	651.056

0.367	782.652
0.450	914.249
0.540	914.249

P-Multiplier = 1.000E+00 Y-Multiplier = 1.000E+00

AT THE EXCAVATION SIDE

DEPTH BELOW GS FT	DIAM IN	PHI	GAMMA AVG LBS/IN**3	KPY LBS/IN**3	A	B	PC LB /IN
3.04	18.00	28.00	6.37E-02	2.50E+01	1.05	0.70	1.81E+02

Y IN	P LBS/IN
0.000	0.000
0.010	9.135
0.020	18.270
0.038	34.713
0.056	51.156
0.074	67.599
0.092	84.042
0.110	100.075
0.128	106.329
0.146	112.074
0.164	117.408
0.182	122.401
0.200	127.106
0.283	148.288
0.367	169.469
0.450	190.650
0.540	190.650

P-Multiplier = 1.000E+00 Y-Multiplier = 1.000E+00

AT THE BACKFILL SIDE

DEPTH BELOW GS FT	DIAM IN	PHI	GAMMA AVG LBS/IN**3	KPY LBS/IN**3	A	B	PC LB /IN
15.04	18.00	28.00	6.70E-02	2.50E+01	0.88	0.50	1.10E+03

Y IN	P LBS/IN
0.000	0.000
0.010	45.135
0.020	90.270
0.038	171.513

0.056	252.756
0.074	300.293
0.092	342.796
0.110	382.137
0.128	419.022
0.146	453.920
0.164	487.167
0.182	519.011
0.200	549.641
0.283	688.883
0.367	828.126
0.450	967.368
0.540	967.368

P-Multiplier = 1.000E+00 Y-Multiplier = 1.000E+00

AT THE EXCAVATION SIDE

DEPTH BELOW GS FT	DIAM IN	PHI	GAMMA AVG LBS/IN**3	KPY LBS/IN**3	A	B	PC LB /IN
4.05	18.00	28.00	6.37E-02	2.50E+01	0.90	0.53	2.41E+02

Y IN	P LBS/IN
0.000	0.000
0.010	12.155
0.020	24.310
0.038	46.189
0.056	62.352
0.074	72.902
0.092	82.372
0.110	91.056
0.128	99.135
0.146	106.728
0.164	113.920
0.182	120.773
0.200	127.333
0.283	157.093
0.367	186.852
0.450	216.612
0.540	216.612

P-Multiplier = 1.000E+00 Y-Multiplier = 1.000E+00

AT THE BACKFILL SIDE

DEPTH BELOW GS	DIAM	PHI	GAMMA AVG	KPY	A	B	PC
FT	IN		LBS/IN**3	LBS/IN**3			LB /IN
16.05	18.00	28.00	6.68E-02	2.50E+01	0.88	0.50	1.16E+03

Y	P
IN	LBS/IN
0.000	0.000
0.010	48.155
0.020	96.310
0.038	182.989
0.056	267.289
0.074	316.648
0.092	361.465
0.110	402.949
0.128	441.842
0.146	478.641
0.164	513.698
0.182	547.276
0.200	579.575
0.283	726.400
0.367	873.226
0.450	1020.051
0.540	1020.051

P-Multiplier = 1.000E+00 Y-Multiplier = 1.000E+00

AT THE EXCAVATION SIDE

DEPTH BELOW GS	DIAM	PHI	GAMMA AVG	KPY	A	B	PC
FT	IN		LBS/IN**3	LBS/IN**3			LB /IN
4.07	18.00	28.00	6.36E-02	2.50E+01	0.90	0.53	2.42E+02

Y	P
IN	LBS/IN
0.000	0.000
0.010	10.920
0.020	21.839
0.038	41.494
0.056	61.149
0.074	73.019
0.092	82.517
0.110	91.230
0.128	99.336
0.146	106.955
0.164	114.173
0.182	121.050
0.200	127.636
0.283	157.508

0.367	187.379
0.450	217.251
0.540	217.251

P-Multiplier = 1.000E+00 Y-Multiplier = 1.000E+00

AT THE BACKFILL SIDE

DEPTH BELOW GS FT	DIAM IN	PHI	GAMMA AVG LBS/IN**3	KPY LBS/IN**3	A	B	PC LB /IN
16.07	18.00	28.00	6.68E-02	2.50E+01	0.88	0.50	1.16E+03

Y IN	P LBS/IN
0.000	0.000
0.010	46.920
0.020	93.839
0.038	178.294
0.056	262.749
0.074	316.866
0.092	361.715
0.110	403.227
0.128	442.147
0.146	478.972
0.164	514.053
0.182	547.654
0.200	579.975
0.283	726.902
0.367	873.829
0.450	1020.756
0.540	1020.756

P-Multiplier = 1.000E+00 Y-Multiplier = 1.000E+00

AT THE EXCAVATION SIDE

DEPTH BELOW GS FT	DIAM IN	PHI	GAMMA AVG LBS/IN**3	KPY LBS/IN**3	A	B	PC LB /IN
6.14	18.00	28.00	5.54E-02	2.50E+01	0.88	0.50	3.18E+02

Y IN	P LBS/IN
0.000	0.000
0.014	24.099
0.028	48.198
0.045	64.409

0.063	78.316
0.080	90.782
0.097	102.227
0.114	112.899
0.131	122.956
0.148	132.509
0.166	141.636
0.183	150.398
0.200	158.843
0.283	199.084
0.367	239.324
0.450	279.564
0.540	279.564

P-Multiplier = 1.000E+00 Y-Multiplier = 1.000E+00

AT THE BACKFILL SIDE

DEPTH BELOW GS FT	DIAM IN	PHI	GAMMA AVG LBS/IN**3	KPY LBS/IN**3	A	B	PC LB /IN
18.14	18.00	28.00	6.36E-02	2.50E+01	0.88	0.50	1.24E+03

Y IN	P LBS/IN
0.000	0.000
0.010	53.135
0.020	106.269
0.038	201.911
0.056	284.983
0.074	337.608
0.092	385.392
0.110	429.622
0.128	471.090
0.146	510.325
0.164	547.703
0.182	583.503
0.200	617.940
0.283	774.485
0.367	931.030
0.450	1087.574
0.540	1087.574

P-Multiplier = 1.000E+00 Y-Multiplier = 1.000E+00

AT THE EXCAVATION SIDE

DEPTH BELOW GS	DIAM	PHI	GAMMA AVG	KPY	A	B	PC
FT	IN		LBS/IN**3	LBS/IN**3			LB /IN
8.22	18.00	28.00	5.13E-02	2.50E+01	0.88	0.50	3.94E+02

Y	P
IN	LBS/IN
0.000	0.000
0.011	25.770
0.022	51.539
0.040	73.854
0.058	92.442
0.075	108.872
0.093	123.835
0.111	137.711
0.129	150.738
0.147	163.076
0.164	174.839
0.182	186.112
0.200	196.961
0.283	246.858
0.367	296.754
0.450	346.651
0.540	346.651

P-Multiplier = 1.000E+00 Y-Multiplier = 1.000E+00

AT THE BACKFILL SIDE

DEPTH BELOW GS	DIAM	PHI	GAMMA AVG	KPY	A	B	PC
FT	IN		LBS/IN**3	LBS/IN**3			LB /IN
20.22	18.00	28.00	6.11E-02	2.50E+01	0.88	0.50	1.31E+03

Y	P
IN	LBS/IN
0.000	0.000
0.010	59.375
0.020	118.749
0.038	225.623
0.056	302.562
0.074	358.433
0.092	409.165
0.110	456.123
0.128	500.149
0.146	541.804
0.164	581.488
0.182	619.497
0.200	656.057
0.283	822.259

0.367	988.460
0.450	1154.661
0.540	1154.661

P-Multiplier = 1.000E+00 Y-Multiplier = 1.000E+00

AT THE EXCAVATION SIDE

DEPTH BELOW GS FT	DIAM IN	PHI	GAMMA AVG LBS/IN**3	KPY LBS/IN**3	A	B	PC LB /IN
10.30	18.00	28.00	4.89E-02	2.50E+01	0.88	0.50	4.70E+02

Y IN	P LBS/IN
0.000	0.000
0.009	28.036
0.019	56.073
0.037	84.323
0.055	107.407
0.073	127.645
0.091	145.991
0.109	162.956
0.128	178.850
0.146	193.880
0.164	208.194
0.182	221.899
0.200	235.078
0.283	294.631
0.367	354.185
0.450	413.738
0.540	413.738

P-Multiplier = 1.000E+00 Y-Multiplier = 1.000E+00

AT THE BACKFILL SIDE

DEPTH BELOW GS FT	DIAM IN	PHI	GAMMA AVG LBS/IN**3	KPY LBS/IN**3	A	B	PC LB /IN
22.30	18.00	28.00	5.91E-02	2.50E+01	0.88	0.50	1.39E+03

Y IN	P LBS/IN
0.000	0.000
0.020	129.267
0.039	258.533
0.055	318.266

0.072	371.484
0.088	420.174
0.104	465.464
0.120	508.073
0.136	548.491
0.152	587.072
0.168	624.083
0.184	659.730
0.200	694.175
0.283	870.032
0.367	1045.890
0.450	1221.748
0.540	1221.748

P-Multiplier = 1.000E+00 Y-Multiplier = 1.000E+00

AT THE EXCAVATION SIDE

DEPTH BELOW GS FT	DIAM IN	PHI	GAMMA AVG LBS/IN**3	KPY LBS/IN**3	A	B	PC LB /IN
12.37	18.00	28.00	4.72E-02	2.50E+01	0.88	0.50	5.46E+02

Y IN	P LBS/IN
0.000	0.000
0.009	30.568
0.017	61.135
0.035	95.208
0.054	122.683
0.072	146.642
0.090	168.299
0.109	188.288
0.127	206.992
0.145	224.664
0.163	241.481
0.182	257.574
0.200	273.043
0.283	342.214
0.367	411.385
0.450	480.556
0.540	480.556

P-Multiplier = 1.000E+00 Y-Multiplier = 1.000E+00

AT THE BACKFILL SIDE

DEPTH BELOW GS	DIAM	PHI	GAMMA AVG	KPY	A	B	PC
FT	IN		LBS/IN**3	LBS/IN**3			LB /IN
24.37	18.00	28.00	5.74E-02	2.50E+01	0.88	0.50	1.46E+03

Y	P
IN	LBS/IN
0.000	0.000
0.018	128.682
0.036	257.365
0.052	323.704
0.069	382.207
0.085	435.417
0.101	484.723
0.118	530.984
0.134	574.779
0.151	616.519
0.167	656.510
0.184	694.989
0.200	732.140
0.283	917.615
0.367	1103.090
0.450	1288.566
0.540	1288.566

P-Multiplier = 1.000E+00 Y-Multiplier = 1.000E+00

AT THE EXCAVATION SIDE

KPY	DEPTH BELOW GS	DIAM	C	CAVG	GAMMA AVG	E50
	FT	IN	LBS/IN**2	LBS/IN**2	LBS/IN**3	
LBS/IN**3	12.39	18.000	1.04E+01	1.04E+01	4.72E-02	1.0000E-02
3.50000E+02						

Y	P
IN	LBS/IN
0.000	0.000
0.036	137.318
0.072	194.197
0.108	226.247
0.144	247.058
0.180	261.273
0.216	270.768
0.252	276.616
0.288	279.511
0.324	279.933
0.360	278.234

0.396	274.684
0.432	269.492
0.720	194.390
1.008	119.178
1.296	43.966
10.800	43.966

P-Multiplier = 1.000E+00 Y-Multiplier = 1.000E+00

AT THE BACKFILL SIDE

KPY	DEPTH BELOW GS	DIAM	C	CAVG	GAMMA AVG	E50
	FT	IN	LBS/IN**2	LBS/IN**2	LBS/IN**3	
LBS/IN**3	24.39	18.000	1.04E+01	1.04E+01	5.74E-02	1.0000E-02
3.50000E+02						

Y	P
IN	LBS/IN
0.000	0.000
0.036	195.456
0.072	276.417
0.108	322.036
0.144	351.659
0.180	371.892
0.216	385.407
0.252	393.732
0.288	397.852
0.324	398.452
0.360	396.034
0.396	390.981
0.432	383.590
0.720	276.692
1.008	169.636
1.296	62.580
10.800	62.580

P-Multiplier = 1.000E+00 Y-Multiplier = 1.000E+00

AT THE EXCAVATION SIDE

KPY	DEPTH BELOW GS	DIAM	C	CAVG	GAMMA AVG	E50
	FT	IN	LBS/IN**2	LBS/IN**2	LBS/IN**3	
LBS/IN**3						

14.88 18.000 1.04E+01 1.04E+01 4.74E-02 1.0000E-02
 3.50000E+02

Y	P
IN	LBS/IN
0.000	0.000
0.036	144.380
0.072	204.184
0.108	237.882
0.144	259.764
0.180	274.709
0.216	284.693
0.252	290.842
0.288	293.885
0.324	294.329
0.360	292.543
0.396	288.810
0.432	283.351
0.720	204.387
1.008	125.307
1.296	46.227
10.800	46.227

P-Multiplier = 1.000E+00 Y-Multiplier = 1.000E+00

AT THE BACKFILL SIDE

KPY DEPTH BELOW GS DIAM C CAVG GAMMA AVG E50
 FT IN LBS/IN**2 LBS/IN**2 LBS/IN**3
 LBS/IN**3
 26.88 18.000 1.04E+01 1.22E+01 5.65E-02 1.0000E-02
 3.50000E+02

Y	P
IN	LBS/IN
0.000	0.000
0.036	202.518
0.072	286.404
0.108	333.672
0.144	364.365
0.180	385.328
0.216	399.332
0.252	407.957
0.288	412.226
0.324	412.848
0.360	410.343
0.396	405.107

0.432	397.449
0.720	286.689
1.008	175.765
1.296	64.841
10.800	64.841

P-Multiplier = 1.000E+00 Y-Multiplier = 1.000E+00

AT THE EXCAVATION SIDE

KPY	DEPTH BELOW GS	DIAM	C	CAVG	GAMMA AVG	E50
	FT	IN	LBS/IN**2	LBS/IN**2	LBS/IN**3	
LBS/IN**3	17.38	18.000	1.04E+01	4.07E+01	4.74E-02	1.0000E-02
3.50000E+02						

Y	P
IN	LBS/IN
0.000	0.000
0.036	151.465
0.072	214.205
0.108	249.556
0.144	272.512
0.180	288.191
0.216	298.664
0.252	305.115
0.288	308.308
0.324	308.773
0.360	306.900
0.396	302.983
0.432	297.256
0.720	214.417
1.008	131.456
1.296	48.495
10.800	48.495

P-Multiplier = 1.000E+00 Y-Multiplier = 1.000E+00

AT THE BACKFILL SIDE

KPY	DEPTH BELOW GS	DIAM	C	CAVG	GAMMA AVG	E50
	FT	IN	LBS/IN**2	LBS/IN**2	LBS/IN**3	
LBS/IN**3	29.38	18.000	1.04E+01	2.08E+01	5.58E-02	1.0000E-02

3.50000E+02

Y	P
IN	LBS/IN
0.000	0.000
0.036	209.604
0.072	296.425
0.108	345.346
0.144	377.113
0.180	398.810
0.216	413.303
0.252	422.230
0.288	426.648
0.324	427.292
0.360	424.700
0.396	419.280
0.432	411.355
0.720	296.719
1.008	181.914
1.296	67.110
10.800	67.110

P-Multiplier = 1.000E+00 Y-Multiplier = 1.000E+00

AT THE EXCAVATION SIDE

KPY	DEPTH BELOW GS	DIAM	C	CAVG	GAMMA AVG	E50
	FT	IN	LBS/IN**2	LBS/IN**2	LBS/IN**3	
LBS/IN**3	19.88	18.000	1.04E+01	5.07E+01	4.75E-02	1.0000E-02
3.50000E+02						

Y	P
IN	LBS/IN
0.000	0.000
0.036	158.551
0.072	224.225
0.108	261.230
0.144	285.260
0.180	301.672
0.216	312.635
0.252	319.388
0.288	322.730
0.324	323.217
0.360	321.256
0.396	317.157
0.432	311.162

0.720	224.448
1.008	137.606
1.296	50.764
10.800	50.764

P-Multiplier = 1.000E+00 Y-Multiplier = 1.000E+00

AT THE BACKFILL SIDE

KPY	DEPTH BELOW GS	DIAM	C	CAVG	GAMMA AVG	E50
	FT	IN	LBS/IN**2	LBS/IN**2	LBS/IN**3	
LBS/IN**3	31.88	18.000	1.04E+01	2.72E+01	5.52E-02	1.0000E-02
3.50000E+02						

Y	P
IN	LBS/IN
0.000	0.000
0.036	216.689
0.072	306.445
0.108	357.020
0.144	389.861
0.180	412.291
0.216	427.274
0.252	436.503
0.288	441.071
0.324	441.737
0.360	439.056
0.396	433.454
0.432	425.260
0.720	306.750
1.008	188.064
1.296	69.378
10.800	69.378

P-Multiplier = 1.000E+00 Y-Multiplier = 1.000E+00

AT THE EXCAVATION SIDE

KPY	DEPTH BELOW GS	DIAM	C	CAVG	GAMMA AVG	E50
	FT	IN	LBS/IN**2	LBS/IN**2	LBS/IN**3	
LBS/IN**3	22.37	18.000	1.04E+01	5.58E+01	4.75E-02	1.0000E-02
3.50000E+02						

Y	P
IN	LBS/IN
0.000	0.000
0.036	165.613
0.072	234.212
0.108	272.866
0.144	297.965
0.180	315.109
0.216	326.560
0.252	333.614
0.288	337.105
0.324	337.614
0.360	335.565
0.396	331.283
0.432	325.021
0.720	234.445
1.008	143.735
1.296	53.025
10.800	53.025

P-Multiplier = 1.000E+00 Y-Multiplier = 1.000E+00

AT THE BACKFILL SIDE

KPY	DEPTH BELOW GS	DIAM	C	CAVG	GAMMA AVG	E50
	FT	IN	LBS/IN**2	LBS/IN**2	LBS/IN**3	
LBS/IN**3	34.37	18.000	1.04E+01	3.22E+01	5.46E-02	1.0000E-02
3.50000E+02						

Y	P
IN	LBS/IN
0.000	0.000
0.036	223.751
0.072	316.432
0.108	368.655
0.144	402.566
0.180	425.728
0.216	441.199
0.252	450.729
0.288	455.445
0.324	456.133
0.360	453.365
0.396	447.580
0.432	439.120
0.720	316.746

1.008	194.193
1.296	71.639
10.800	71.639

P-Multiplier = 1.000E+00 Y-Multiplier = 1.000E+00

AT THE EXCAVATION SIDE

KPY	DEPTH BELOW GS	DIAM	C	CAVG	GAMMA AVG	E50
	FT	IN	LBS/IN**2	LBS/IN**2	LBS/IN**3	
LBS/IN**3	22.39	18.000	3.12E+01	3.12E+01	4.75E-02	4.0000E-03
1.50000E+03						

Y	P
IN	LBS/IN
0.000	0.000
0.014	371.056
0.029	524.752
0.043	611.356
0.058	667.592
0.072	706.002
0.086	731.659
0.101	747.463
0.115	755.284
0.130	756.424
0.144	751.835
0.158	742.241
0.173	728.210
0.288	525.274
0.403	322.038
0.518	118.803
4.320	118.803

P-Multiplier = 1.000E+00 Y-Multiplier = 1.000E+00

AT THE BACKFILL SIDE

KPY	DEPTH BELOW GS	DIAM	C	CAVG	GAMMA AVG	E50
	FT	IN	LBS/IN**2	LBS/IN**2	LBS/IN**3	
LBS/IN**3	34.39	18.000	3.12E+01	3.12E+01	5.46E-02	4.0000E-03
1.50000E+03						

Y	P
IN	LBS/IN
0.000	0.000
0.014	429.194
0.029	606.972
0.043	707.146
0.058	772.193
0.072	816.621
0.086	846.298
0.101	864.578
0.115	873.625
0.130	874.943
0.144	869.635
0.158	858.537
0.173	842.309
0.288	607.576
0.403	372.496
0.518	137.417
4.320	137.417

P-Multiplier = 1.000E+00 Y-Multiplier = 1.000E+00

AT THE EXCAVATION SIDE

KPY	DEPTH BELOW GS	DIAM	C	CAVG	GAMMA AVG	E50
	FT	IN	LBS/IN**2	LBS/IN**2	LBS/IN**3	
LBS/IN**3	22.96	18.000	3.12E+01	3.12E+01	4.76E-02	4.0000E-03
1.50000E+03						

Y	P
IN	LBS/IN
0.000	0.000
0.014	372.690
0.029	527.064
0.043	614.049
0.058	670.533
0.072	709.112
0.086	734.882
0.101	750.755
0.115	758.611
0.130	759.756
0.144	755.146
0.158	745.510
0.173	731.418
0.288	527.588
0.403	323.457

0.518	119.326
4.320	119.326

P-Multiplier = 1.000E+00 Y-Multiplier = 1.000E+00

AT THE BACKFILL SIDE

KPY	DEPTH BELOW GS	DIAM	C	CAVG	GAMMA AVG	E50
	FT	IN	LBS/IN**2	LBS/IN**2	LBS/IN**3	
LBS/IN**3	34.96	18.000	3.12E+01	3.27E+01	5.45E-02	4.0000E-03
1.50000E+03						

Y	P
IN	LBS/IN
0.000	0.000
0.014	430.829
0.029	609.284
0.043	709.838
0.058	775.133
0.072	819.730
0.086	849.521
0.101	867.870
0.115	876.952
0.130	878.275
0.144	872.946
0.158	861.807
0.173	845.517
0.288	609.889
0.403	373.915
0.518	137.940
4.320	137.940

P-Multiplier = 1.000E+00 Y-Multiplier = 1.000E+00

AT THE EXCAVATION SIDE

KPY	DEPTH BELOW GS	DIAM	C	CAVG	GAMMA AVG	E50
	FT	IN	LBS/IN**2	LBS/IN**2	LBS/IN**3	
LBS/IN**3	23.55	18.000	3.12E+01	3.70E+02	4.76E-02	4.0000E-03
1.50000E+03						

Y	P
---	---

IN	LBS/IN
0.000	0.000
0.014	374.348
0.029	529.409
0.043	616.781
0.058	673.516
0.072	712.266
0.086	738.151
0.101	754.095
0.115	761.986
0.130	763.136
0.144	758.506
0.158	748.827
0.173	734.672
0.288	529.935
0.403	324.896
0.518	119.857
4.320	119.857

P-Multiplier = 1.000E+00 Y-Multiplier = 1.000E+00

AT THE BACKFILL SIDE

KPY	DEPTH BELOW GS	DIAM	C	CAVG	GAMMA AVG	E50
	FT	IN	LBS/IN**2	LBS/IN**2	LBS/IN**3	
LBS/IN**3	35.55	18.000	3.12E+01	6.25E+01	5.44E-02	4.0000E-03
1.50000E+03						

Y	P
IN	LBS/IN
0.000	0.000
0.014	432.487
0.029	611.629
0.043	712.570
0.058	778.116
0.072	822.885
0.086	852.790
0.101	871.210
0.115	880.326
0.130	881.655
0.144	876.306
0.158	865.123
0.173	848.770
0.288	612.237
0.403	375.354
0.518	138.471

4.320 138.471

P-Multiplier = 1.000E+00 Y-Multiplier = 1.000E+00

AT THE EXCAVATION SIDE

KPY	DEPTH BELOW GS	DIAM	C	CAVG	GAMMA AVG	E50
	FT	IN	LBS/IN**2	LBS/IN**2	LBS/IN**3	
LBS/IN**3	24.14	18.000	3.12E+01	4.81E+02	4.76E-02	4.0000E-03
1.50000E+03						

Y	P
IN	LBS/IN
0.000	0.000
0.014	376.006
0.029	531.753
0.043	619.512
0.058	676.499
0.072	715.421
0.086	741.420
0.101	757.435
0.115	765.361
0.130	766.516
0.144	761.865
0.158	752.143
0.173	737.926
0.288	532.282
0.403	326.335
0.518	120.388
4.320	120.388

P-Multiplier = 1.000E+00 Y-Multiplier = 1.000E+00

AT THE BACKFILL SIDE

KPY	DEPTH BELOW GS	DIAM	C	CAVG	GAMMA AVG	E50
	FT	IN	LBS/IN**2	LBS/IN**2	LBS/IN**3	
LBS/IN**3	36.13	18.000	3.12E+01	8.98E+01	5.43E-02	4.0000E-03
1.50000E+03						

Y	P
IN	LBS/IN

0.000	0.000
0.014	434.145
0.029	613.973
0.043	715.302
0.058	781.100
0.072	826.040
0.086	856.059
0.101	874.550
0.115	883.701
0.130	885.035
0.144	879.665
0.158	868.440
0.173	852.024
0.288	614.584
0.403	376.793
0.518	139.002
4.320	139.002

P-Multiplier = 1.000E+00 Y-Multiplier = 1.000E+00

AT THE EXCAVATION SIDE

KPY	DEPTH BELOW GS	DIAM	C	CAVG	GAMMA AVG	E50
	FT	IN	LBS/IN**2	LBS/IN**2	LBS/IN**3	
LBS/IN**3	24.71	18.000	3.12E+01	5.39E+02	4.76E-02	4.0000E-03
1.50000E+03						

Y	P
IN	LBS/IN
0.000	0.000
0.014	377.641
0.029	534.065
0.043	622.205
0.058	679.439
0.072	718.531
0.086	744.643
0.101	760.727
0.115	768.688
0.130	769.848
0.144	765.177
0.158	755.412
0.173	741.133
0.288	534.596
0.403	327.753
0.518	120.911
4.320	120.911

P-Multiplier = 1.000E+00 Y-Multiplier = 1.000E+00

AT THE BACKFILL SIDE

DEPTH	BELOW GS	DIAM	C	CAVG	GAMMA	AVG	E50
KPY							
	FT	IN	LBS/IN**2	LBS/IN**2	LBS/IN**3		
LBS/IN**3							
	36.71	18.000	3.12E+01	1.15E+02	5.42E-02		4.0000E-03
1.5000E+03							

Y	P
IN	LBS/IN
0.000	0.000
0.014	435.779
0.029	616.285
0.043	717.995
0.058	784.040
0.072	829.150
0.086	859.282
0.101	877.842
0.115	887.028
0.130	888.367
0.144	882.977
0.158	871.709
0.173	855.232
0.288	616.897
0.403	378.211
0.518	139.525
4.320	139.525

P-Multiplier = 1.000E+00 Y-Multiplier = 1.000E+00

New Wall

RESULTS

NUMBER OF ITERATIONS : 8

***** ANALYSIS COMPLETED *****

STA I	X	DEFL.	SLOPE	MOMENT	SHEAR	SOIL_REACT
NET_FORCE/STA	EI					
	FT	IN	RAD	LBS-IN	LBS	LBS/IN
LBS	LBS-IN**2					

-----	-----					
0	0.000E+00	7.721E+00	-3.305E-02	-3.813E-07	-1.765E-07	0.000E+00
-8.827E-08	8.013E+09					
1	3.600E-01	7.578E+00	-3.305E-02	-1.144E-06	5.744E+01	0.000E+00
1.149E+02	8.013E+09					
2	7.200E-01	7.435E+00	-3.305E-02	4.963E+02	1.799E+02	0.000E+00
1.301E+02	8.013E+09					
3	1.080E+00	7.292E+00	-3.305E-02	1.555E+03	3.177E+02	0.000E+00
1.454E+02	8.013E+09					
4	1.440E+00	7.150E+00	-3.305E-02	3.241E+03	4.707E+02	0.000E+00
1.606E+02	8.013E+09					
5	1.800E+00	7.007E+00	-3.304E-02	5.622E+03	6.390E+02	0.000E+00
1.759E+02	8.013E+09					
6	2.160E+00	6.864E+00	-3.304E-02	8.762E+03	8.225E+02	0.000E+00
1.911E+02	8.013E+09					
7	2.520E+00	6.721E+00	-3.303E-02	1.273E+04	1.021E+03	0.000E+00
2.064E+02	8.013E+09					
8	2.880E+00	6.579E+00	-3.303E-02	1.759E+04	1.235E+03	0.000E+00
2.216E+02	8.013E+09					
9	3.240E+00	6.436E+00	-3.302E-02	2.340E+04	1.464E+03	0.000E+00
2.369E+02	8.013E+09					
10	3.600E+00	6.293E+00	-3.300E-02	3.024E+04	1.709E+03	0.000E+00
2.521E+02	8.013E+09					
11	3.960E+00	6.151E+00	-3.298E-02	3.817E+04	1.969E+03	0.000E+00
2.674E+02	8.013E+09					
12	4.320E+00	6.008E+00	-3.296E-02	4.725E+04	2.244E+03	0.000E+00
2.826E+02	8.013E+09					
13	4.680E+00	5.866E+00	-3.293E-02	5.755E+04	2.534E+03	0.000E+00
2.979E+02	8.013E+09					
14	5.040E+00	5.724E+00	-3.290E-02	6.914E+04	2.839E+03	0.000E+00
3.131E+02	8.013E+09					
15	5.400E+00	5.582E+00	-3.286E-02	8.208E+04	3.160E+03	0.000E+00
3.284E+02	8.013E+09					
16	5.760E+00	5.440E+00	-3.281E-02	9.645E+04	3.496E+03	0.000E+00
3.436E+02	8.013E+09					
17	6.120E+00	5.298E+00	-3.275E-02	1.123E+05	3.847E+03	0.000E+00
3.589E+02	8.013E+09					
18	6.480E+00	5.157E+00	-3.269E-02	1.297E+05	4.213E+03	0.000E+00
3.727E+02	8.013E+09					
19	6.840E+00	5.016E+00	-3.261E-02	1.487E+05	4.593E+03	0.000E+00
3.863E+02	8.013E+09					
20	7.200E+00	4.875E+00	-3.253E-02	1.694E+05	4.986E+03	0.000E+00
3.998E+02	8.013E+09					
21	7.560E+00	4.735E+00	-3.243E-02	1.918E+05	5.392E+03	0.000E+00
4.133E+02	8.013E+09					
22	7.920E+00	4.595E+00	-3.232E-02	2.160E+05	5.812E+03	0.000E+00
4.268E+02	8.013E+09					
23	8.280E+00	4.456E+00	-3.220E-02	2.420E+05	6.246E+03	0.000E+00
4.404E+02	8.013E+09					
24	8.640E+00	4.317E+00	-3.206E-02	2.699E+05	6.693E+03	0.000E+00

4.539E+02	8.013E+09						
25	9.000E+00	4.179E+00	-3.190E-02	2.998E+05	7.154E+03	0.000E+00	
4.674E+02	8.013E+09						
26	9.360E+00	4.041E+00	-3.173E-02	3.317E+05	7.628E+03	0.000E+00	
4.809E+02	8.013E+09						
27	9.720E+00	3.905E+00	-3.155E-02	3.657E+05	8.116E+03	0.000E+00	
4.945E+02	8.013E+09						
28	1.008E+01	3.769E+00	-3.134E-02	4.019E+05	8.617E+03	0.000E+00	
5.080E+02	8.013E+09						
29	1.044E+01	3.634E+00	-3.111E-02	4.402E+05	9.132E+03	0.000E+00	
5.215E+02	8.013E+09						
30	1.080E+01	3.500E+00	-3.086E-02	4.808E+05	9.660E+03	0.000E+00	
5.351E+02	8.013E+09						
31	1.116E+01	3.367E+00	-3.059E-02	5.236E+05	1.020E+04	0.000E+00	
5.486E+02	8.013E+09						
32	1.152E+01	3.236E+00	-3.030E-02	5.689E+05	1.076E+04	0.000E+00	
5.621E+02	8.013E+09						
33	1.188E+01	3.105E+00	-2.998E-02	6.166E+05	1.132E+04	-7.000E-01	
5.726E+02	8.013E+09						
34	1.224E+01	2.977E+00	-2.963E-02	6.667E+05	1.177E+04	-4.317E+01	
3.102E+02	8.013E+09						
35	1.260E+01	2.849E+00	-2.926E-02	7.182E+05	1.199E+04	-8.493E+01	
1.297E+02	8.013E+09						
36	1.296E+01	2.724E+00	-2.886E-02	7.703E+05	1.203E+04	-1.267E+02	
-5.069E+01	8.013E+09						
37	1.332E+01	2.600E+00	-2.843E-02	8.221E+05	1.194E+04	-1.434E+02	
-1.230E+02	8.013E+09						
38	1.368E+01	2.478E+00	-2.797E-02	8.734E+05	1.178E+04	-1.602E+02	
-1.953E+02	8.013E+09						
39	1.404E+01	2.358E+00	-2.749E-02	9.239E+05	1.155E+04	-1.769E+02	
-2.676E+02	8.013E+09						
40	1.440E+01	2.241E+00	-2.698E-02	9.732E+05	1.127E+04	-1.815E+02	
-2.874E+02	8.013E+09						
41	1.476E+01	2.125E+00	-2.644E-02	1.021E+06	1.097E+04	-1.861E+02	
-3.073E+02	8.013E+09						
42	1.512E+01	2.012E+00	-2.587E-02	1.068E+06	1.066E+04	-1.907E+02	
-3.272E+02	8.013E+09						
43	1.548E+01	1.902E+00	-2.529E-02	1.113E+06	1.031E+04	-1.993E+02	
-3.645E+02	8.013E+09						
44	1.584E+01	1.794E+00	-2.467E-02	1.157E+06	9.927E+03	-2.080E+02	
-4.018E+02	8.013E+09						
45	1.620E+01	1.689E+00	-2.404E-02	1.199E+06	9.507E+03	-2.166E+02	
-4.391E+02	8.013E+09						
46	1.656E+01	1.586E+00	-2.338E-02	1.239E+06	9.040E+03	-2.292E+02	
-4.935E+02	8.013E+09						
47	1.692E+01	1.487E+00	-2.270E-02	1.277E+06	8.520E+03	-2.418E+02	
-5.479E+02	8.013E+09						
48	1.728E+01	1.390E+00	-2.201E-02	1.313E+06	7.945E+03	-2.544E+02	
-6.024E+02	8.013E+09						
49	1.764E+01	1.296E+00	-2.129E-02	1.346E+06	7.315E+03	-2.670E+02	

-6.568E+02	8.013E+09					
50	1.800E+01	1.206E+00	-2.055E-02	1.376E+06	6.631E+03	-2.796E+02
-7.112E+02	8.013E+09					
51	1.836E+01	1.119E+00	-1.981E-02	1.403E+06	5.896E+03	-2.908E+02
-7.595E+02	8.013E+09					
52	1.872E+01	1.035E+00	-1.904E-02	1.427E+06	5.112E+03	-3.020E+02
-8.078E+02	8.013E+09					
53	1.908E+01	9.543E-01	-1.827E-02	1.447E+06	4.280E+03	-3.131E+02
-8.562E+02	8.013E+09					
54	1.944E+01	8.771E-01	-1.748E-02	1.464E+06	3.400E+03	-3.243E+02
-9.045E+02	8.013E+09					
55	1.980E+01	8.032E-01	-1.669E-02	1.477E+06	2.471E+03	-3.355E+02
-9.528E+02	8.013E+09					
56	2.016E+01	7.329E-01	-1.589E-02	1.485E+06	1.494E+03	-3.467E+02
-1.001E+03	8.013E+09					
57	2.052E+01	6.659E-01	-1.509E-02	1.490E+06	4.688E+02	-3.579E+02
-1.049E+03	8.013E+09					
58	2.088E+01	6.025E-01	-1.429E-02	1.489E+06	-6.046E+02	-3.690E+02
-1.098E+03	8.013E+09					
59	2.124E+01	5.425E-01	-1.349E-02	1.484E+06	-1.726E+03	-3.802E+02
-1.146E+03	8.013E+09					
60	2.160E+01	4.860E-01	-1.269E-02	1.474E+06	-2.896E+03	-3.914E+02
-1.194E+03	8.013E+09					
61	2.196E+01	4.329E-01	-1.190E-02	1.459E+06	-4.089E+03	-3.906E+02
-1.191E+03	8.013E+09					
62	2.232E+01	3.832E-01	-1.112E-02	1.439E+06	-5.226E+03	-3.660E+02
-1.084E+03	8.013E+09					
63	2.268E+01	3.368E-01	-1.035E-02	1.414E+06	-6.258E+03	-3.418E+02
-9.800E+02	8.013E+09					
64	2.304E+01	2.938E-01	-9.592E-03	1.385E+06	-7.188E+03	-3.184E+02
-8.787E+02	8.013E+09					
65	2.340E+01	2.540E-01	-8.854E-03	1.352E+06	-8.018E+03	-2.957E+02
-7.809E+02	8.013E+09					
66	2.376E+01	2.173E-01	-8.134E-03	1.316E+06	-8.752E+03	-2.741E+02
-6.873E+02	8.013E+09					
67	2.412E+01	1.837E-01	-7.436E-03	1.276E+06	-9.394E+03	-2.533E+02
-5.974E+02	8.013E+09					
68	2.448E+01	1.530E-01	-6.759E-03	1.235E+06	-1.019E+04	-2.320E+02
-1.002E+03	8.013E+09					
69	2.484E+01	1.253E-01	-6.106E-03	1.188E+06	-1.115E+04	-2.116E+02
-9.141E+02	8.013E+09					
70	2.520E+01	1.003E-01	-5.478E-03	1.138E+06	-1.203E+04	-1.940E+02
-8.381E+02	8.013E+09					
71	2.556E+01	7.796E-02	-4.879E-03	1.084E+06	-1.283E+04	-1.778E+02
-7.679E+02	8.013E+09					
72	2.592E+01	5.814E-02	-4.310E-03	1.027E+06	-1.356E+04	-1.586E+02
-6.853E+02	8.013E+09					
73	2.628E+01	4.072E-02	-3.772E-03	9.674E+05	-1.420E+04	-1.382E+02
-5.972E+02	8.013E+09					
74	2.664E+01	2.555E-02	-3.267E-03	9.047E+05	-1.471E+04	-9.884E+01

-4.270E+02	8.013E+09					
75	2.700E+01	1.249E-02	-2.797E-03	8.403E+05	-1.503E+04	-5.009E+01
-2.164E+02	8.013E+09					
76	2.736E+01	1.384E-03	-2.362E-03	7.748E+05	-1.515E+04	-5.592E+00
-2.416E+01	8.013E+09					
77	2.772E+01	-7.916E-03	-1.962E-03	7.093E+05	-1.507E+04	4.497E+01
1.943E+02	8.013E+09					
78	2.808E+01	-1.556E-02	-1.597E-03	6.447E+05	-1.478E+04	8.886E+01
3.839E+02	8.013E+09					
79	2.844E+01	-2.171E-02	-1.266E-03	5.816E+05	-1.432E+04	1.246E+02
5.381E+02	8.013E+09					
80	2.880E+01	-2.650E-02	-9.687E-04	5.210E+05	-1.372E+04	1.528E+02
6.601E+02	8.013E+09					
81	2.916E+01	-3.008E-02	-7.035E-04	4.631E+05	-1.301E+04	1.743E+02
7.529E+02	8.013E+09					
82	2.952E+01	-3.258E-02	-4.685E-04	4.085E+05	-1.223E+04	1.897E+02
8.194E+02	8.013E+09					
83	2.988E+01	-3.413E-02	-2.620E-04	3.575E+05	-1.139E+04	1.997E+02
8.625E+02	8.013E+09					
84	3.024E+01	-3.484E-02	-8.202E-05	3.102E+05	-1.051E+04	2.048E+02
8.848E+02	8.013E+09					
85	3.060E+01	-3.484E-02	7.348E-05	2.667E+05	-9.625E+03	2.058E+02
8.889E+02	8.013E+09					
86	3.096E+01	-3.421E-02	2.066E-04	2.270E+05	-8.742E+03	2.030E+02
8.771E+02	8.013E+09					
87	3.132E+01	-3.305E-02	3.193E-04	1.911E+05	-7.877E+03	1.971E+02
8.514E+02	8.013E+09					
88	3.168E+01	-3.145E-02	4.136E-04	1.589E+05	-7.045E+03	1.884E+02
8.140E+02	8.013E+09					
89	3.204E+01	-2.948E-02	4.916E-04	1.303E+05	-6.254E+03	1.774E+02
7.665E+02	8.013E+09					
90	3.240E+01	-2.720E-02	5.550E-04	1.049E+05	-5.516E+03	1.646E+02
7.112E+02	8.013E+09					
91	3.276E+01	-2.468E-02	6.055E-04	8.261E+04	-4.835E+03	1.502E+02
6.488E+02	8.013E+09					
92	3.312E+01	-2.197E-02	6.448E-04	6.312E+04	-4.221E+03	1.344E+02
5.807E+02	8.013E+09					
93	3.348E+01	-1.911E-02	6.743E-04	4.615E+04	-3.676E+03	1.176E+02
5.078E+02	8.013E+09					
94	3.384E+01	-1.614E-02	6.952E-04	3.136E+04	-3.207E+03	9.983E+01
4.313E+02	8.013E+09					
95	3.420E+01	-1.310E-02	7.086E-04	1.844E+04	-2.815E+03	8.147E+01
3.519E+02	8.013E+09					
96	3.456E+01	-1.002E-02	7.155E-04	7.035E+03	-1.994E+03	2.987E+02
1.290E+03	8.013E+09					
97	3.492E+01	-6.923E-03	7.177E-04	1.208E+03	-9.016E+02	2.071E+02
8.947E+02	8.013E+09					
98	3.528E+01	-3.821E-03	7.178E-04	-7.546E+02	-2.068E+02	1.145E+02
4.948E+02	8.013E+09					
99	3.564E+01	-7.209E-04	7.175E-04	-5.793E+02	8.734E+01	2.165E+01

9.354E+01	8.013E+09						
100	3.600E+01	2.378E-03	7.173E-04	-3.724E-10	6.705E+01	-3.104E+01	
-1.341E+02	8.013E+09						

END OF ANALYSIS